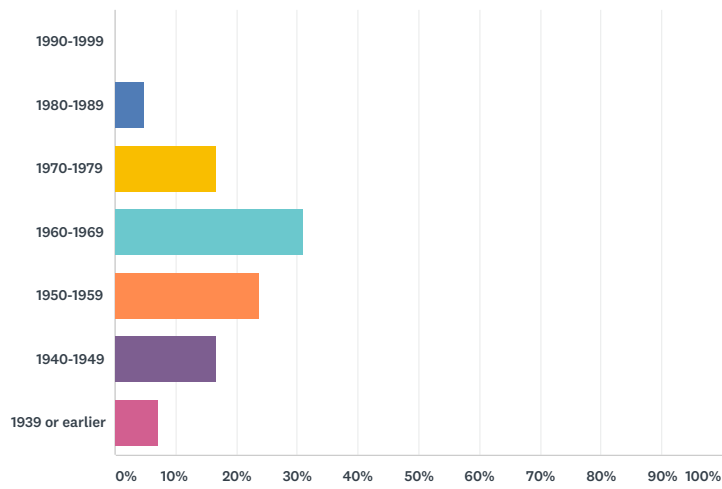


### Q1 What year were you born?

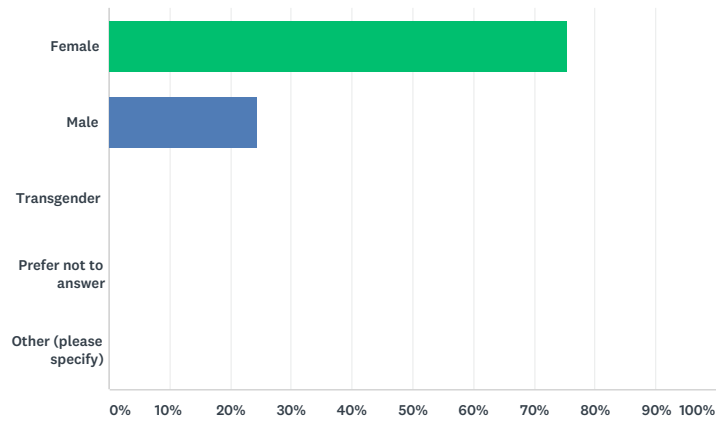
Answered: 42 Skipped: 0



ANSWER CHOICES	RESPONSES	
1990-1999	0.00%	0
1980-1989	4.76%	2
1970-1979	16.67%	7
1960-1969	30.95%	13
1950-1959	23.81%	10
1940-1949	16.67%	7
1939 or earlier	7.14%	3
<b>TOTAL</b>		<b>42</b>

### Q2 What is your gender identity?

Answered: 41 Skipped: 1

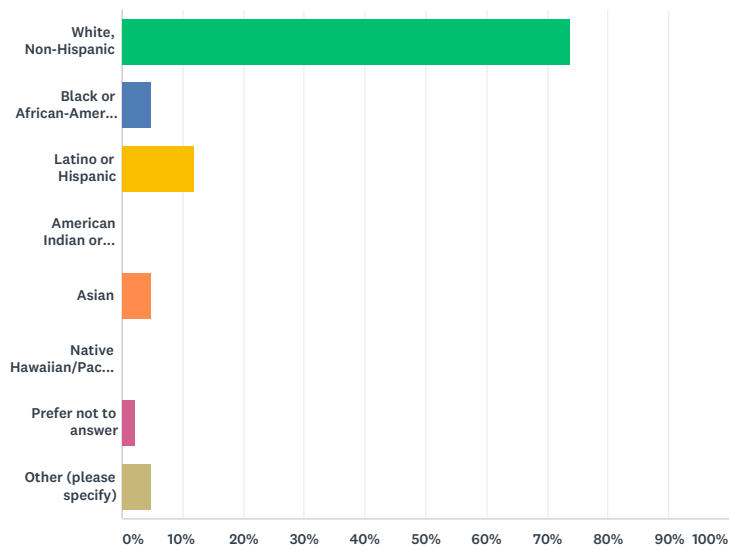


ANSWER CHOICES	RESPONSES	
Female	75.61%	31
Male	24.39%	10
Transgender	0.00%	0
Prefer not to answer	0.00%	0
Other (please specify)	0.00%	0
<b>TOTAL</b>		<b>41</b>

#	OTHER (PLEASE SPECIFY)	DATE
	There are no responses.	

### Q3 What is your race/ethnic origin? (Check all that apply)

Answered: 42 Skipped: 0



ANSWER CHOICES	RESPONSES
White, Non-Hispanic	73.81% 31
Black or African-American	4.76% 2
Latino or Hispanic	11.90% 5
American Indian or Alaskan Native	0.00% 0
Asian	4.76% 2
Native Hawaiian/Pacific Islander	0.00% 0
Prefer not to answer	2.38% 1
Other (please specify)	4.76% 2
Total Respondents: 42	

#	OTHER (PLEASE SPECIFY)	DATE
1	Armenian ("White, NH" never seems congruent to me)	4/26/2017 7:10 PM
2	Cauc and Portugeese	4/21/2017 9:56 PM

### Q4 What language(s) do you speak in addition to English? (Check all that apply)

Answered: 41 Skipped: 1

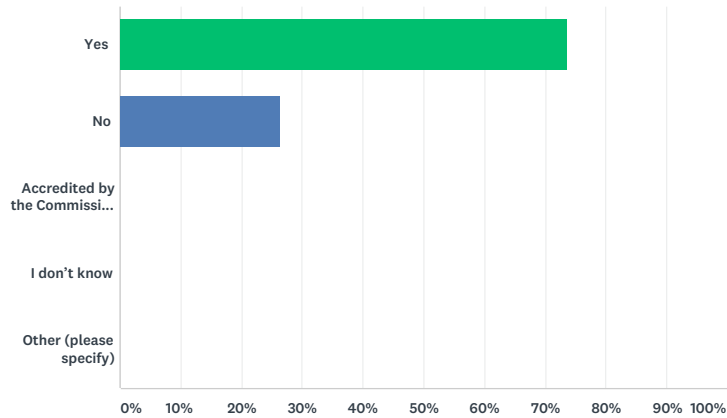


ANSWER CHOICES	RESPONSES	
None	68.29%	28
American Sign	4.88%	2
Arabic	0.00%	0
Chinese	0.00%	0
French	0.00%	0
German	2.44%	1
Italian	0.00%	0
Japanese	0.00%	0
Korean	0.00%	0
Persian	0.00%	0
Portuguese	0.00%	0
Russian	0.00%	0
Spanish	17.07%	7
Tagalog	0.00%	0
Vietnamese	0.00%	0
Other (please specify)	9.76%	4

Total Respondents: 41		
#	OTHER (PLEASE SPECIFY)	DATE
1	Urdu	4/23/2017 5:45 PM
2	Gujarati	4/22/2017 10:44 PM
3	Hebrew	4/21/2017 3:05 PM
4	Armenian	4/21/2017 2:17 PM

### Q5 Did you graduate from a program accredited by the Commission on Accreditation for Marriage and Family Therapists? (COAMFTE)?

Answered: 38 Skipped: 4

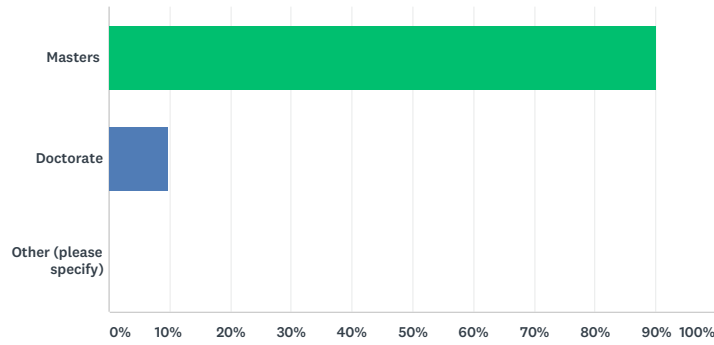


ANSWER CHOICES	RESPONSES	
Yes	73.68%	28
No	26.32%	10
Accredited by the Commission on Accreditation for Marriage and Family Therapy Education (COAMFTE)	0.00%	0
I don't know	0.00%	0
Other (please specify)	0.00%	0
Total Respondents: 38		

#	OTHER (PLEASE SPECIFY)	DATE
	There are no responses.	

### Q6 What is the highest relevant degree you have earned related to psychotherapy?

Answered: 41 Skipped: 1

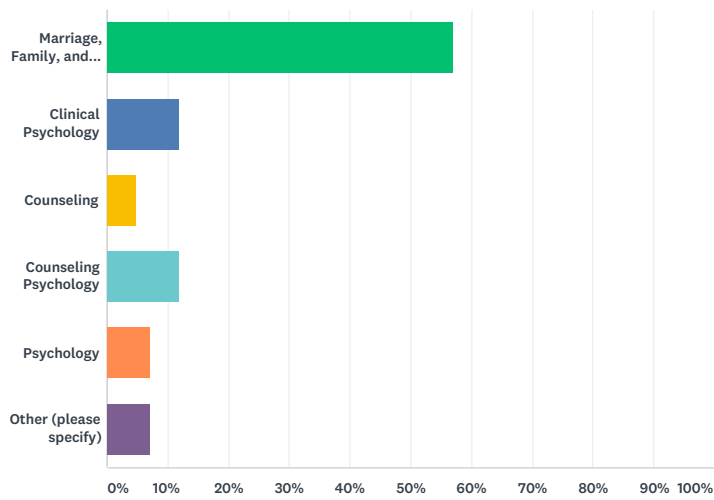


ANSWER CHOICES	RESPONSES	
Masters	90.24%	37
Doctorate	9.76%	4
Other (please specify)	0.00%	0
<b>TOTAL</b>		<b>41</b>

#	OTHER (PLEASE SPECIFY)	DATE
	There are no responses.	

### Q7 What is the subject area of your highest relevant degree related to psychotherapy?

Answered: 42 Skipped: 0



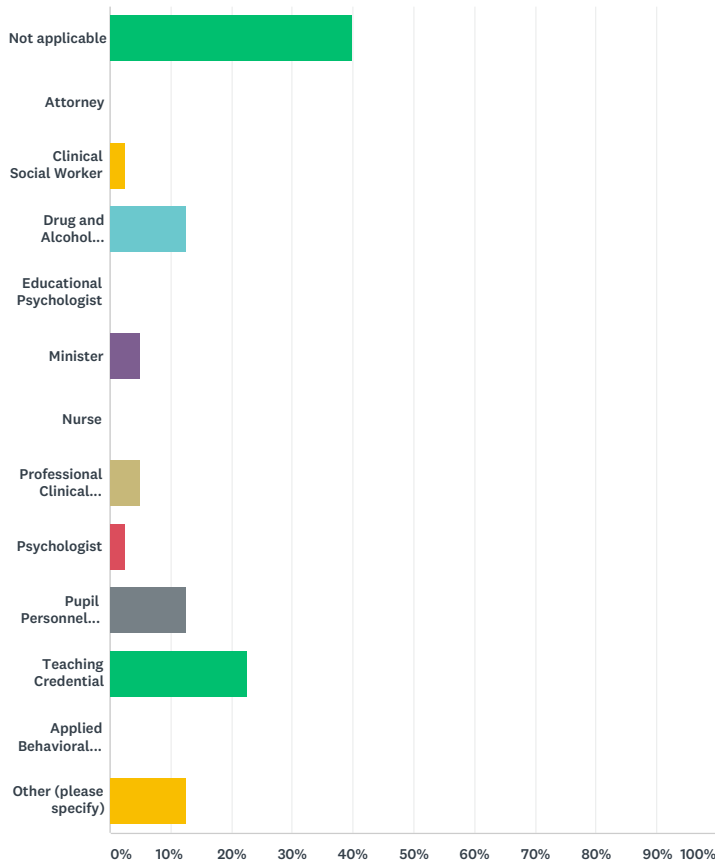
ANSWER CHOICES	RESPONSES
Marriage, Family, and Child Counseling/Marital and Family Therapy	57.14% 24
Clinical Psychology	11.90% 5
Counseling	4.76% 2
Counseling Psychology	11.90% 5
Psychology	7.14% 3
Other (please specify)	7.14% 3
<b>TOTAL</b>	<b>42</b>

#	OTHER (PLEASE SPECIFY)	DATE
1	Developmental Psychology with a Clinical Emphasis	4/22/2017 10:37 AM
2	Pastoral Psychotherapy (Content \$ training/supervision = to clinical psych) equivalent to clinical psych	4/22/2017 8:29 AM
3	TX	4/21/2017 2:28 PM



### Q8 Which additional California credentials/licenses do you hold? (Check all that apply)

Answered: 40 Skipped: 2

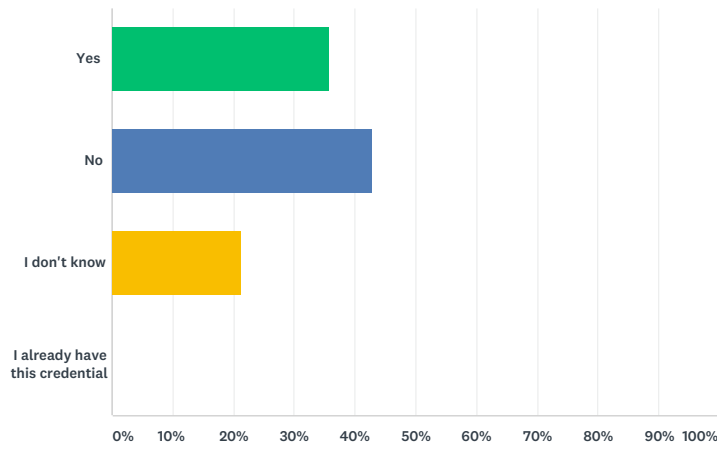


ANSWER CHOICES	RESPONSES
Not applicable	40.00% 16
Attorney	0.00% 0
Clinical Social Worker	2.50% 1
Drug and Alcohol Counselor	12.50% 5
Educational Psychologist	0.00% 0
Minister	5.00% 2
Nurse	0.00% 0
Professional Clinical Counselor	5.00% 2
Psychologist	2.50% 1
Pupil Personnel Services	12.50% 5
Teaching Credential	22.50% 9
Applied Behavioral Specialist	0.00% 0
Other (please specify)	12.50% 5
Total Respondents: 40	

#	OTHER (PLEASE SPECIFY)	DATE
1	Sex Therapy	5/8/2017 2:18 PM
2	Registered Play Therapist	4/26/2017 7:37 PM
3	CEAP	4/26/2017 6:47 PM
4	Community College Teaching Credential Psych and Counseling	4/22/2017 10:37 AM
5	Fellow in American Assn. of Pastoral Counselors	4/22/2017 8:29 AM

**Q9 If a Mental Health Pupil Personnel Services (PPS) credential was created, would you be interested in pursuing it in order to provide counseling to students in public schools?**

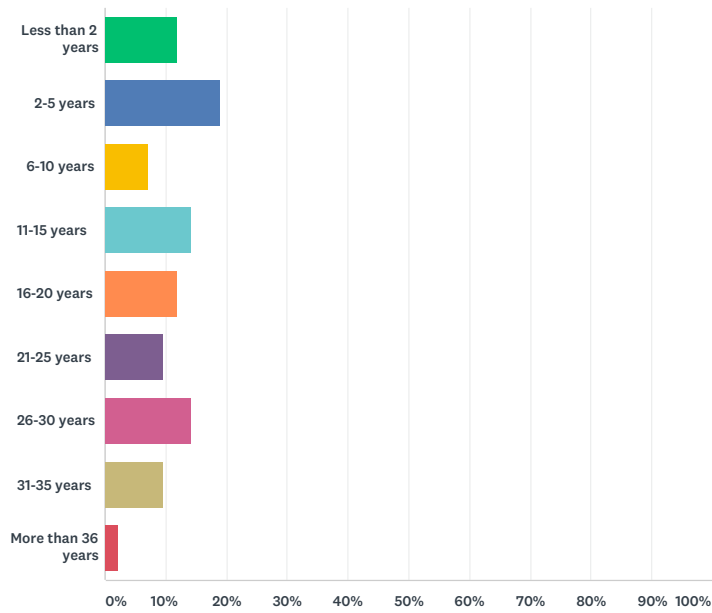
Answered: 42 Skipped: 0



ANSWER CHOICES	RESPONSES	
Yes	35.71%	15
No	42.86%	18
I don't know	21.43%	9
I already have this credential	0.00%	0
<b>TOTAL</b>		<b>42</b>

### Q10 How many years have you been licensed as an MFT?

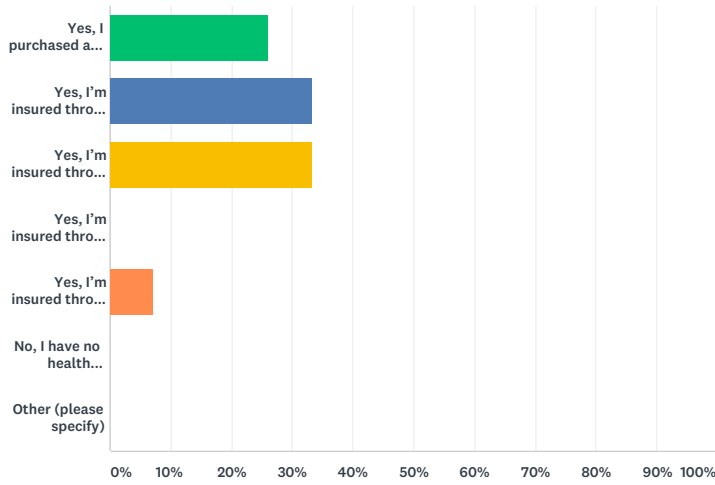
Answered: 42 Skipped: 0



ANSWER CHOICES	RESPONSES	
Less than 2 years	11.90%	5
2-5 years	19.05%	8
6-10 years	7.14%	3
11-15 years	14.29%	6
16-20 years	11.90%	5
21-25 years	9.52%	4
26-30 years	14.29%	6
31-35 years	9.52%	4
More than 36 years	2.38%	1
<b>TOTAL</b>		<b>42</b>

### Q11 Do you have health insurance for your personal medical care?

Answered: 42 Skipped: 0

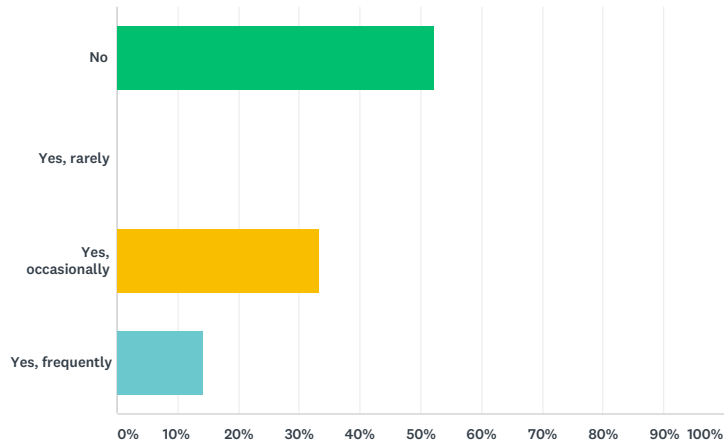


ANSWER CHOICES	RESPONSES	
Yes, I purchased a private plan	26.19%	11
Yes, I'm insured through my employer	33.33%	14
Yes, I'm insured through my spouse/partner	33.33%	14
Yes, I'm insured through CAMFT's guaranteed issue health plan	0.00%	0
Yes, I'm insured through Covered California	7.14%	3
No, I have no health insurance	0.00%	0
Other (please specify)	0.00%	0
<b>TOTAL</b>		<b>42</b>

#	OTHER (PLEASE SPECIFY)	DATE
	There are no responses.	

### Q12 Within the last two years, have you received personal psychotherapy?

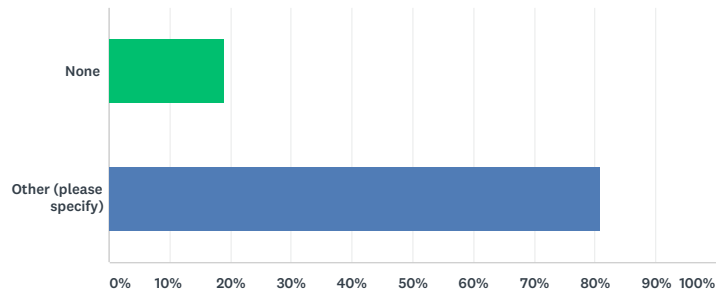
Answered: 42 Skipped: 0



ANSWER CHOICES	RESPONSES	
No	52.38%	22
Yes, rarely	0.00%	0
Yes, occasionally	33.33%	14
Yes, frequently	14.29%	6
<b>TOTAL</b>		<b>42</b>

### Q13 What was your career before becoming an LMFT?

Answered: 42 Skipped: 0

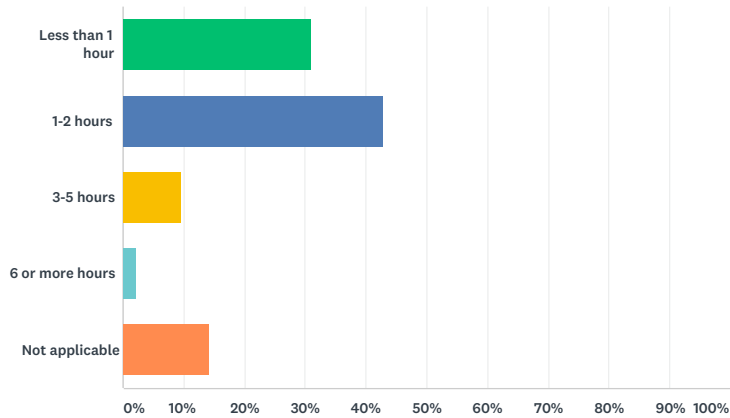


ANSWER CHOICES	RESPONSES	
None	19.05%	8
Other (please specify)	80.95%	34
<b>TOTAL</b>		<b>42</b>

#	OTHER (PLEASE SPECIFY)	DATE
1	Public School Teacher	5/13/2017 11:32 AM
2	Accountant	5/11/2017 2:25 PM
3	Musicaian/actor	5/9/2017 12:53 AM
4	Grocery Checker	5/8/2017 2:19 PM
5	School bus driver	5/1/2017 5:10 PM
6	Business Management	5/1/2017 1:37 PM
7	piano teacher; clerical work	4/27/2017 6:20 AM
8	Case Manager	4/26/2017 8:38 PM
9	Professional Actor	4/26/2017 8:24 PM
10	Homemaker	4/26/2017 7:37 PM
11	Dentist	4/26/2017 4:48 PM
12	High School Teacher	4/24/2017 8:22 PM
13	Public Relations	4/24/2017 2:03 PM
14	Special Ed teacher	4/24/2017 9:32 AM
15	Teacher	4/22/2017 10:46 PM
16	Teacher	4/22/2017 8:58 PM
17	Para Professional Counseling and community Activist	4/22/2017 10:38 AM
18	Construction sales and management	4/22/2017 7:07 AM
19	Guidance Counselor	4/21/2017 10:28 PM
20	Prevention coordinator	4/21/2017 10:26 PM
21	Sexual Health Counselor & Health Educator	4/21/2017 8:51 PM
22	Teacher	4/21/2017 7:12 PM
23	Teacher	4/21/2017 6:48 PM
24	School counselor	4/21/2017 4:54 PM
25	Licensed Clinical Social Worker	4/21/2017 4:36 PM
26	writer/editor (technical scientific)	4/21/2017 4:21 PM
27	Registrar	4/21/2017 4:02 PM
28	Business management	4/21/2017 3:53 PM
29	Automotive technician and shop foreman	4/21/2017 3:07 PM
30	minister	4/21/2017 2:33 PM
31	Drug counselor	4/21/2017 2:29 PM
32	Exec Dir Social Svc Ctr	4/21/2017 2:19 PM
33	Technical writer and editor	4/21/2017 2:15 PM
34	Mail carrier	4/21/2017 2:14 PM

Q14 On average, how many hours per week do you volunteer or provide pro-bono therapy?

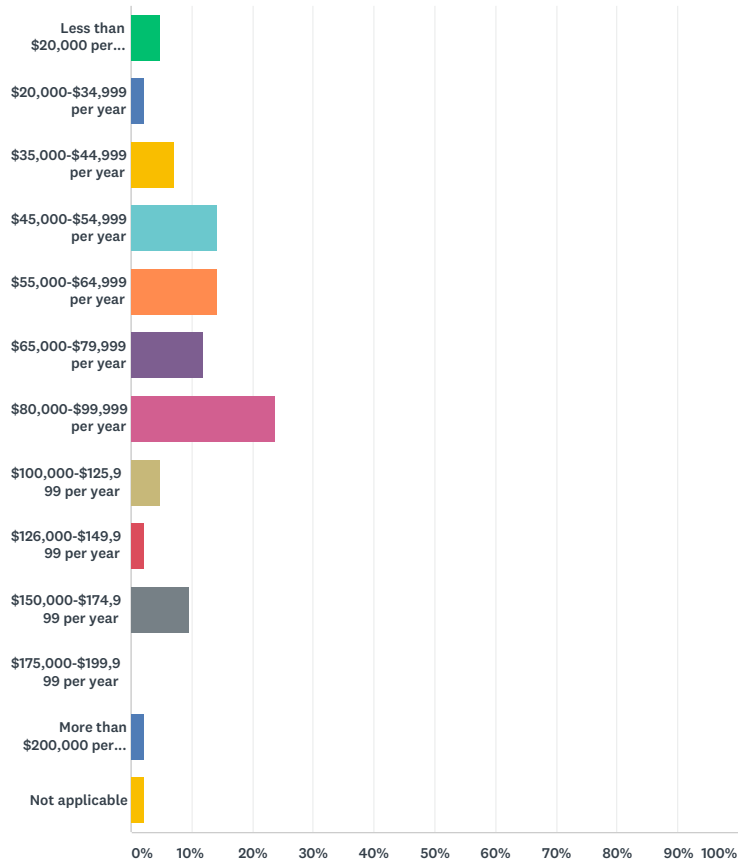
Answered: 42 Skipped: 0



ANSWER CHOICES	RESPONSES	
Less than 1 hour	30.95%	13
1-2 hours	42.86%	18
3-5 hours	9.52%	4
6 or more hours	2.38%	1
Not applicable	14.29%	6
<b>TOTAL</b>		<b>42</b>

### Q15 What is your average annual income (before taxes)?

Answered: 42 Skipped: 0

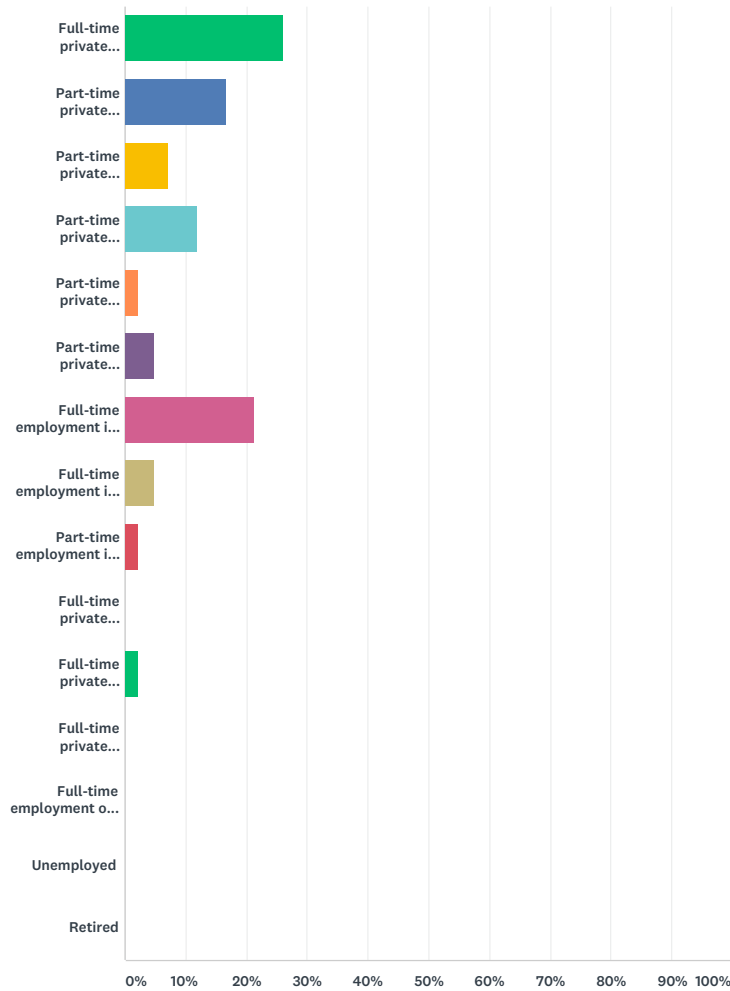


ANSWER CHOICES	RESPONSES	
Less than \$20,000 per year	4.76%	2
\$20,000-\$34,999 per year	2.38%	1
\$35,000-\$44,999 per year	7.14%	3
\$45,000-\$54,999 per year	14.29%	6
\$55,000-\$64,999 per year	14.29%	6
\$65,000-\$79,999 per year	11.90%	5
\$80,000-\$99,999 per year	23.81%	10
\$100,000-\$125,999 per year	4.76%	2
\$126,000-\$149,999 per year	2.38%	1
\$150,000-\$174,999 per year	9.52%	4
\$175,000-\$199,999 per year	0.00%	0
More than \$200,000 per year	2.38%	1
Not applicable	2.38%	1
<b>TOTAL</b>		<b>42</b>



Q16 Which of the following best describes your status? (Note: Full-time is 20 or more hours a week and part-time is fewer than 20 hours a week)

Answered: 42 Skipped: 0



ANSWER CHOICES	RESPONSES
Full-time private practice (20 or more hours per week) only	26.19% 11
Part-time private practice (fewer than 20 hours per week) only	16.67% 7
Part-time private practice and full-time employment in a clinical position	7.14% 3
Part-time private practice and part-time employment in a clinical position	11.90% 5
Part-time private practice and full-time employment in a non-clinical position	2.38% 1
Part-time private practice and part-time employment in a non-clinical position	4.76% 2
Full-time employment in a clinical position (not private practice) only	21.43% 9
Full-time employment in a clinical position (not private practice) and part-time in a non-clinical position	4.76% 2
Part-time employment in a clinical position (not private practice) and part-time employment in a non-clinical position	2.38% 1
Full-time private practice and full-time employment in a clinical position	0.00% 0
Full-time private practice and part-time employment in a clinical position	2.38% 1
Full-time private practice and full-time employment in a non-clinical position	0.00% 0
Full-time employment or in business doing non-clinical work	0.00% 0
Unemployed	0.00% 0
Retired	0.00% 0
<b>TOTAL</b>	<b>42</b>

Q17 Do you work in any of the following settings? (Check all that apply)

Answered: 0 Skipped: 42

⚠ No matching responses.

ANSWER CHOICES	RESPONSES
College or University	0.00% 0
Hospital/Licensed health facility	0.00% 0
Managed care company including HMO, PPO, EAP, etc.	0.00% 0
Group practice/professional corporation	0.00% 0
Non-profit or charitable corporation	0.00% 0
Outpatient clinic	0.00% 0
Residential treatment facility	0.00% 0
School (K-12)	0.00% 0
Other (please specify)	0.00% 0
Total Respondents: 0	

#	OTHER (PLEASE SPECIFY)	DATE
	There are no responses.	

Q18 Do you work in any of the following settings? (Check all that apply)

Answered: 0 Skipped: 42

⚠ No matching responses.

ANSWER CHOICES	RESPONSES	
California Department of Social Services	0.00%	0
California Public Health Service	0.00%	0
California State Department of Corrections and Rehabilitation	0.00%	0
California State Psychiatric Hospital	0.00%	0
California Youth Authority	0.00%	0
Child Protective Services or its equivalent	0.00%	0
Correctional Treatment Facility	0.00%	0
County Mental Health	0.00%	0
County Probation	0.00%	0
County Psychiatric Facility	0.00%	0
Department of Defense	0.00%	0
Local, state, or federal government	0.00%	0
Family Court Services	0.00%	0
U.S. Department of Health Services	0.00%	0
U.S. Department of Veterans Affairs	0.00%	0
Not applicable	0.00%	0
Other (please specify)	0.00%	0
Total Respondents: 0		

#	OTHER (PLEASE SPECIFY)	DATE
	There are no responses.	

### Q19 What are your duties? (Check all that apply)

Answered: 0 Skipped: 42

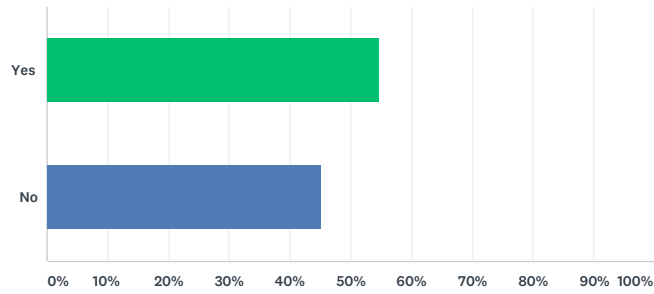
 No matching responses.

ANSWER CHOICES	RESPONSES
Administration	0.00% 0
Adoptions	0.00% 0
Case management	0.00% 0
Child abuse investigations	0.00% 0
Child custody investigations	0.00% 0
Community prevention/education	0.00% 0
Education	0.00% 0
Intakes/referrals	0.00% 0
Mediation	0.00% 0
Social services	0.00% 0
Provide counseling or psychotherapy	0.00% 0
Other (please specify)	0.00% 0
Total Respondents: 0	

#	OTHER (PLEASE SPECIFY)	DATE
	There are no responses.	

### Q20 Do you consider your private practice your primary career/occupation and source of income?

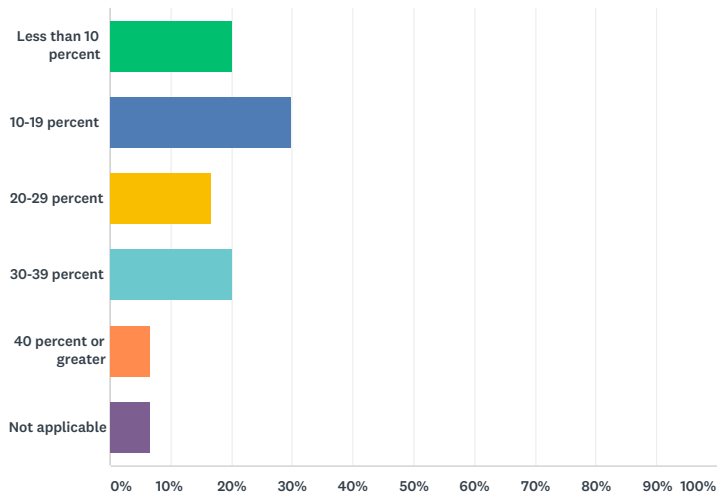
Answered: 31 Skipped: 11



ANSWER CHOICES	RESPONSES	
Yes	54.84%	17
No	45.16%	14
TOTAL		31

### Q21 What percentage of your gross income goes to overhead?

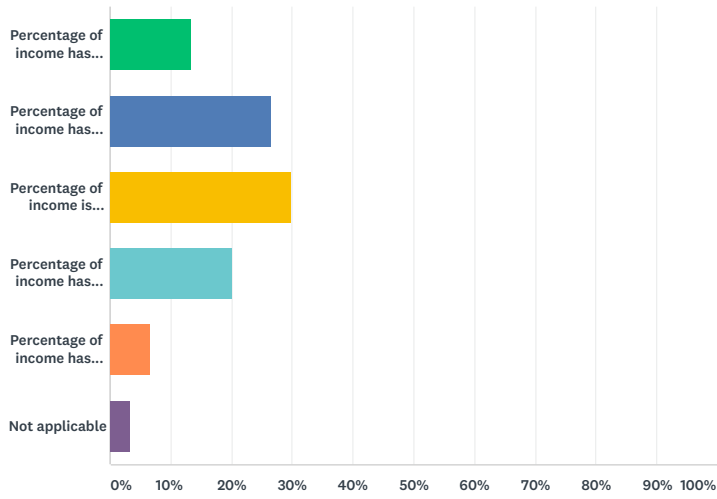
Answered: 30 Skipped: 12



ANSWER CHOICES	RESPONSES	
Less than 10 percent	20.00%	6
10-19 percent	30.00%	9
20-29 percent	16.67%	5
30-39 percent	20.00%	6
40 percent or greater	6.67%	2
Not applicable	6.67%	2
<b>TOTAL</b>		<b>30</b>

### Q22 Have you experienced any changes in your earnings from providing psychotherapy within the past two years?

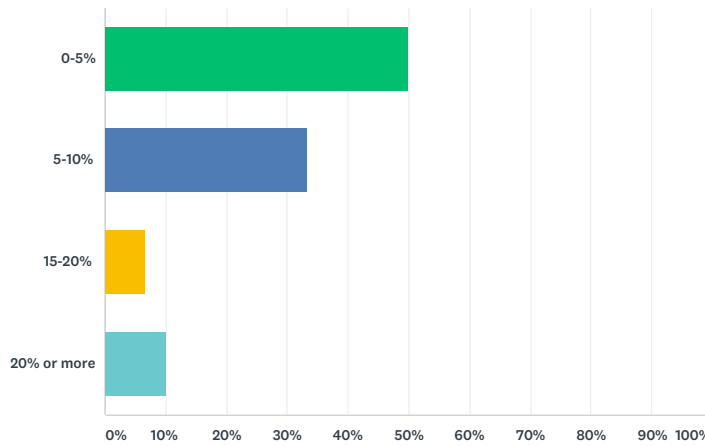
Answered: 30 Skipped: 12



ANSWER CHOICES	RESPONSES	
Percentage of income has increased significantly	13.33%	4
Percentage of income has increased somewhat	26.67%	8
Percentage of income is approximately the same	30.00%	9
Percentage of income has decreased somewhat	20.00%	6
Percentage of income has decreased significantly	6.67%	2
Not applicable	3.33%	1
<b>TOTAL</b>		<b>30</b>

Q23 How much has your overhead increased in the last five years?

Answered: 30 Skipped: 12

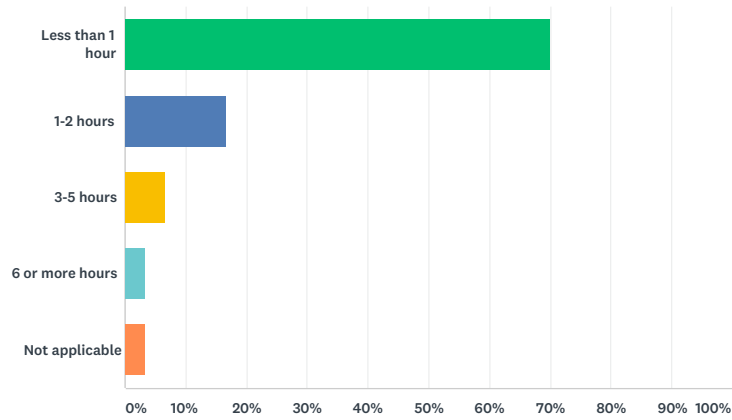


ANSWER CHOICES	RESPONSES	
0-5%	50.00%	15
5-10%	33.33%	10
15-20%	6.67%	2
20% or more	10.00%	3
<b>TOTAL</b>		<b>30</b>



Q24 On average, what is the average number of hours per week spent marketing/promoting services?

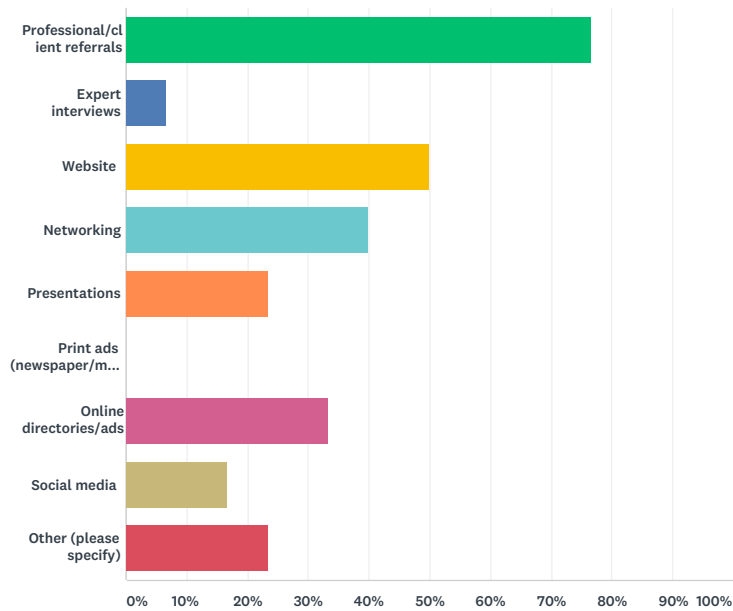
Answered: 30 Skipped: 12



ANSWER CHOICES	RESPONSES	
Less than 1 hour	70.00%	21
1-2 hours	16.67%	5
3-5 hours	6.67%	2
6 or more hours	3.33%	1
Not applicable	3.33%	1
<b>TOTAL</b>		<b>30</b>

Q25 How do you market/promote your services? (Check all that apply)

Answered: 30 Skipped: 12

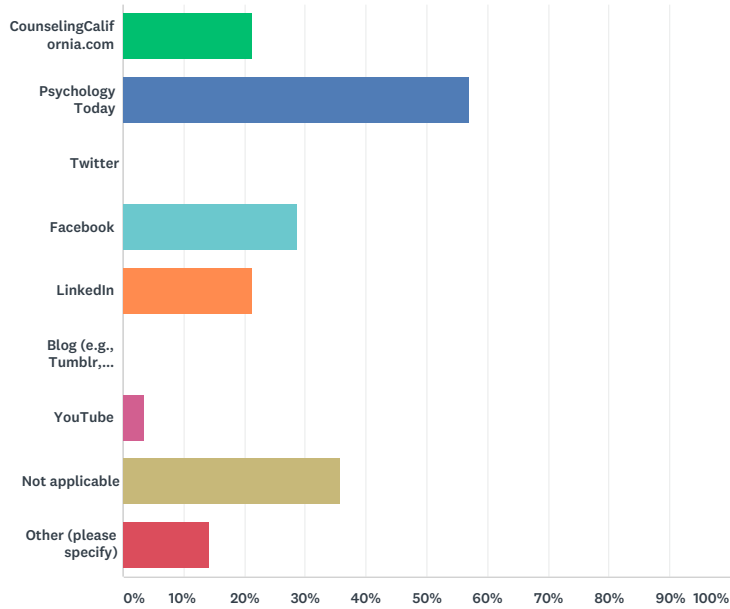


ANSWER CHOICES	RESPONSES	
Professional/client referrals	76.67%	23
Expert interviews	6.67%	2
Website	50.00%	15
Networking	40.00%	12
Presentations	23.33%	7
Print ads (newspaper/magazines/newsletters, etc.)	0.00%	0
Online directories/ads	33.33%	10
Social media	16.67%	5
Other (please specify)	23.33%	7
Total Respondents: 30		

#	OTHER (PLEASE SPECIFY)	DATE
1	Monthly TV show	5/9/2017 12:54 AM
2	Word of mouth	5/8/2017 2:21 PM
3	word of mouth	5/1/2017 1:46 PM
4	have contracts	4/24/2017 9:35 AM
5	Being a visible, active activist for the community whom I specialize in treating (transgender/gender diverse).	4/21/2017 8:55 PM
6	My services are all under EAP's	4/21/2017 4:40 PM
7	Services provided though a contract employer	4/21/2017 3:10 PM

### Q26 Which online directories or social media outlets do you use to promote your services? (Check all that apply)

Answered: 28 Skipped: 14

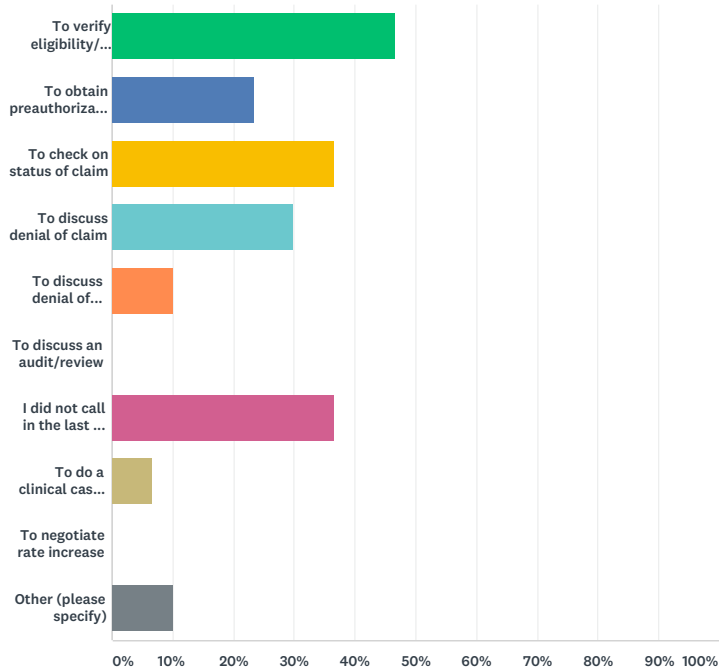


ANSWER CHOICES	RESPONSES
CounselingCalifornia.com	21.43% 6
Psychology Today	57.14% 16
Twitter	0.00% 0
Facebook	28.57% 8
LinkedIn	21.43% 6
Blog (e.g., Tumblr, Wordpress, Blogger, etc.)	0.00% 0
YouTube	3.57% 1
Not applicable	35.71% 10
Other (please specify)	14.29% 4
Total Respondents: 28	

#	OTHER (PLEASE SPECIFY)	DATE
1	goodtherapy.org	5/11/2017 2:27 PM
2	Yelp	4/24/2017 2:16 PM
3	network therapy	4/24/2017 9:35 AM
4	Healthgrades	4/21/2017 2:23 PM

Q27 If you have called an insurance plan in the last 6 months, what was the reason for the call?

Answered: 30 Skipped: 12

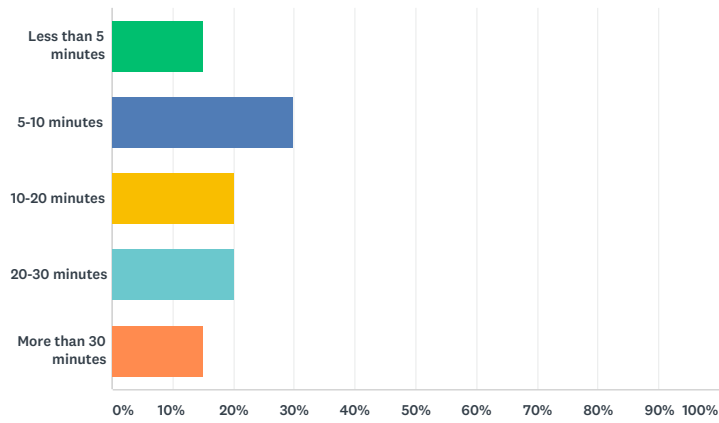


ANSWER CHOICES	RESPONSES
To verify eligibility/benefits	46.67% 14
To obtain preauthorization	23.33% 7
To check on status of claim	36.67% 11
To discuss denial of claim	30.00% 9
To discuss denial of services	10.00% 3
To discuss an audit/review	0.00% 0
I did not call in the last 6 months	36.67% 11
To do a clinical case review	6.67% 2
To negotiate rate increase	0.00% 0
Other (please specify)	10.00% 3
Total Respondents: 30	

#	OTHER (PLEASE SPECIFY)	DATE
1	to request single case agreement	4/22/2017 9:02 PM
2	I very seldom call as I have always taken cash for services and clients bill their insurance directly.	4/22/2017 10:41 AM
3	To obtain a single case agreement	4/21/2017 8:55 PM

Q28 Approximately how long did you wait to speak to a representative?

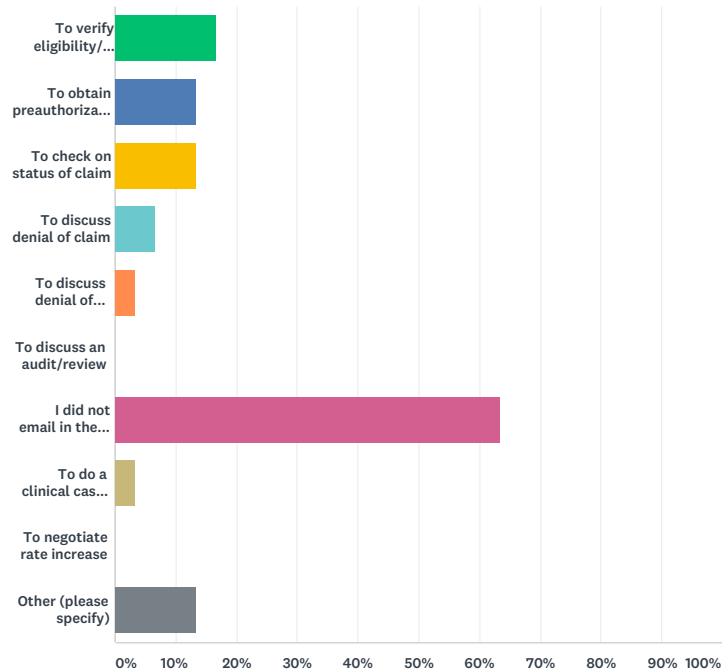
Answered: 20 Skipped: 22



ANSWER CHOICES	RESPONSES	
Less than 5 minutes	15.00%	3
5-10 minutes	30.00%	6
10-20 minutes	20.00%	4
20-30 minutes	20.00%	4
More than 30 minutes	15.00%	3
<b>TOTAL</b>		<b>20</b>

### Q29 If you have emailed an insurance plan in the last 6 months, what was the reason for the email?

Answered: 30 Skipped: 12

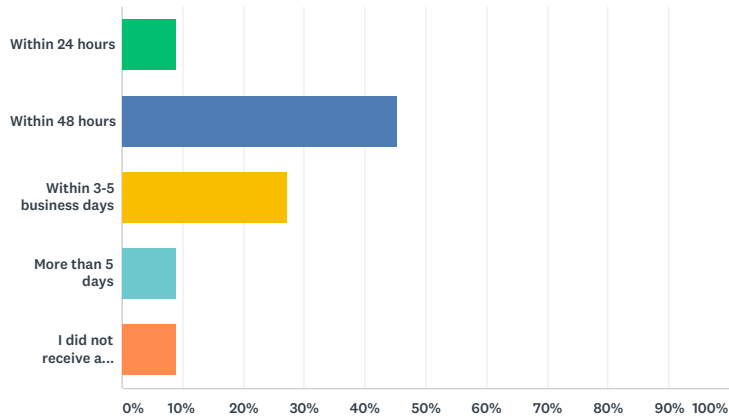


ANSWER CHOICES	RESPONSES
To verify eligibility/benefits	16.67% 5
To obtain preauthorization	13.33% 4
To check on status of claim	13.33% 4
To discuss denial of claim	6.67% 2
To discuss denial of services	3.33% 1
To discuss an audit/review	0.00% 0
I did not email in the last 6 months	63.33% 19
To do a clinical case review	3.33% 1
To negotiate rate increase	0.00% 0
Other (please specify)	13.33% 4
Total Respondents: 30	

#	OTHER (PLEASE SPECIFY)	DATE
1	To fulfill updates on my info in spite of CAQH	5/8/2017 2:23 PM
2	single case agreement contract	4/22/2017 9:02 PM
3	Tricare to get more sessions.	4/22/2017 10:41 AM
4	return insurance company form that incorrectly describing my availability	4/21/2017 2:25 PM

### Q30 Approximately how long before you received a response from the insurance plan?

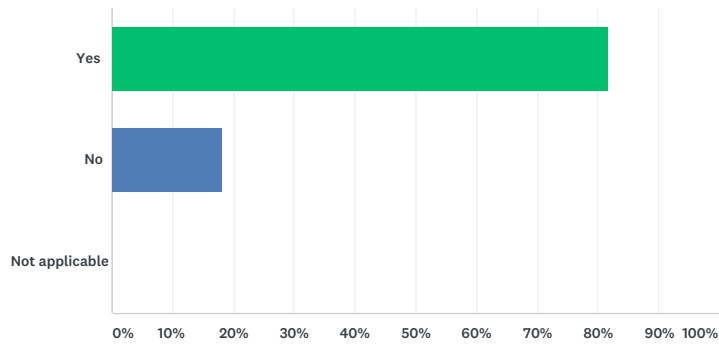
Answered: 11 Skipped: 31



ANSWER CHOICES	RESPONSES	
Within 24 hours	9.09%	1
Within 48 hours	45.45%	5
Within 3-5 business days	27.27%	3
More than 5 days	9.09%	1
I did not receive a response	9.09%	1
<b>TOTAL</b>		<b>11</b>

Q31 Did you receive a successful answer or resolution to the issue?

Answered: 11 Skipped: 31

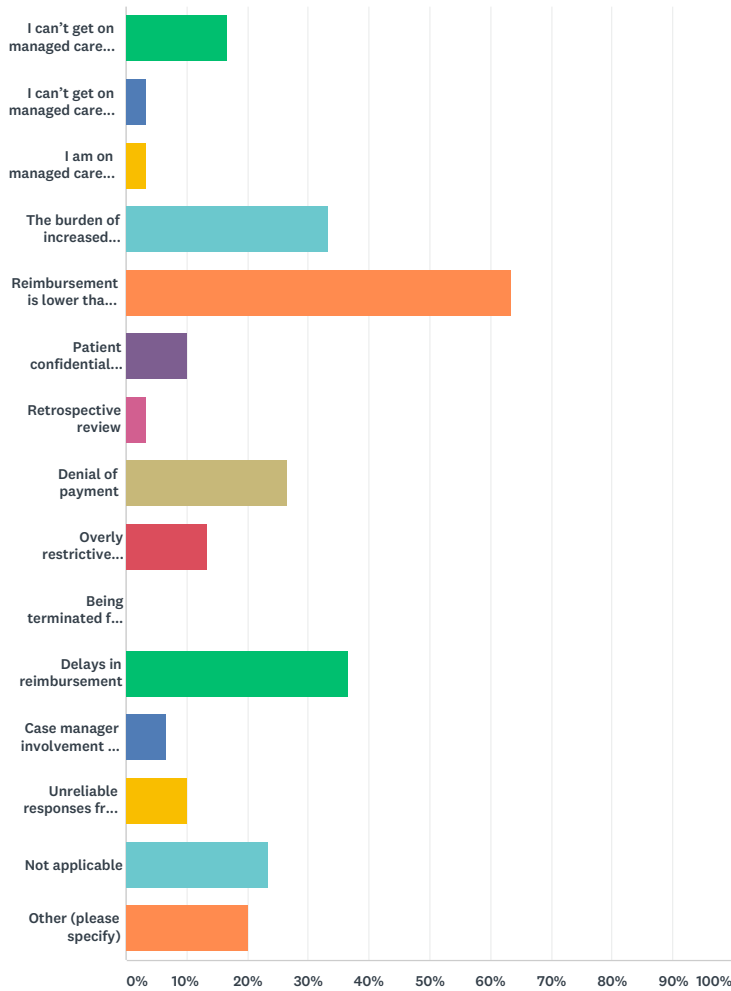


ANSWER CHOICES	RESPONSES	
Yes	81.82%	9
No	18.18%	2
Not applicable	0.00%	0
<b>TOTAL</b>		<b>11</b>



### Q32 What are your greatest problems in dealing with managed care companies? (select top three problems)

Answered: 30 Skipped: 12

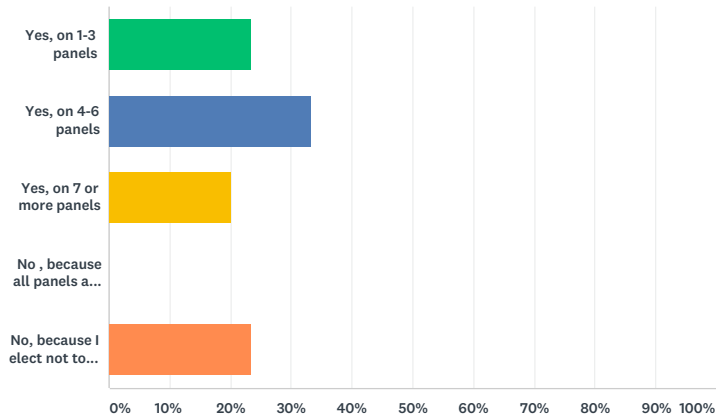


ANSWER CHOICES		RESPONSES	
I can't get on managed care panels because they are filled		16.67%	5
I can't get on managed care panels because they don't take LMFTs		3.33%	1
I am on managed care panels but receive no referrals		3.33%	1
The burden of increased paperwork		33.33%	10
Reimbursement is lower than my usual and customary fees		63.33%	19
Patient confidentiality is compromised		10.00%	3
Retrospective review		3.33%	1
Denial of payment		26.67%	8
Overly restrictive limitations on the amount of treatment authorized		13.33%	4
Being terminated from panels		0.00%	0
Delays in reimbursement		36.67%	11
Case manager involvement in treatment decisions		6.67%	2
Unreliable responses from case managers/revolving door of case managers		10.00%	3
Not applicable		23.33%	7
Other (please specify)		20.00%	6
Total Respondents: 30			
#	OTHER (PLEASE SPECIFY)	DATE	

1	There is always some reason that is not at all what is the issue for a denial of claims. Also they do not notify me of changes.	5/8/2017 2:25 PM
2	In general, insurance companies want more paperwork and confidential information, put up more hoops, provide worse customer service for providers, and limit accessibility for treatment to members and reduce their percentages of fees paid, to the point that most insurances cost me more time in managing the ability to get paid than the time I spend providing psychotherapy. Fortunately, I will be semi-retiring soon and will be getting off all insurance panels. As much as I don't like the elitism of private pay only, I will happily reduce my own fees rather than deal with hours of insurance interference for them to keep the client's money!	4/27/2017 6:30 AM
3	Billing errors on the part of insurance companies denies my payment and requires I call them to have them reprocess the claim.	4/26/2017 7:45 PM
4	The office staff takes care of this so I don't know.	4/24/2017 8:27 PM
5	Just that detest the whole approach & have from the start.	4/22/2017 8:35 AM
6	Difficulty in reaching a real person Different paper work and reimbursement rates for each plan.	4/21/2017 7:22 PM

### Q33 Are you a provider on PPO, HMO, EAP, or other managed care panels?

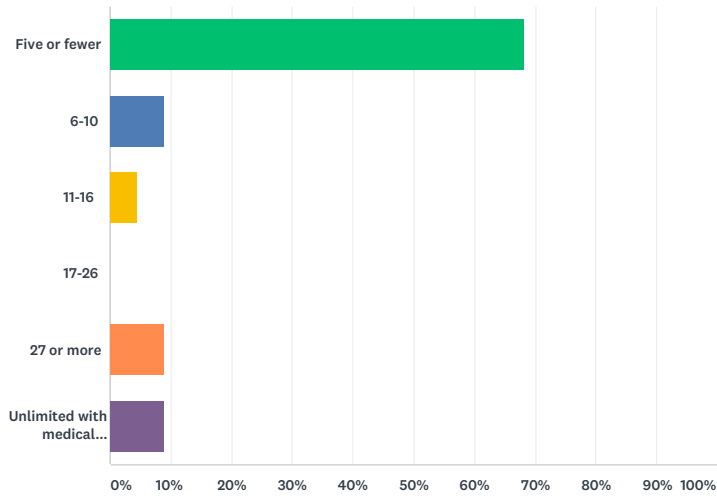
Answered: 30 Skipped: 12



ANSWER CHOICES	RESPONSES	
Yes, on 1-3 panels	23.33%	7
Yes, on 4-6 panels	33.33%	10
Yes, on 7 or more panels	20.00%	6
No, because all panels are filled	0.00%	0
No, because I elect not to participate	23.33%	7
<b>TOTAL</b>		<b>30</b>

### Q34 How often have you found it necessary to contact managed care companies to pre-authorize services?

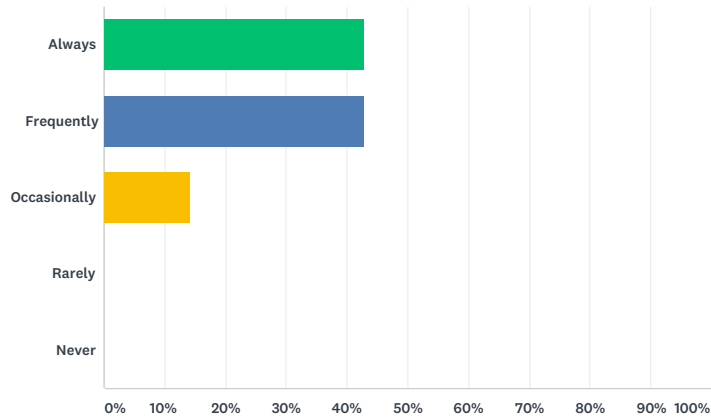
Answered: 22 Skipped: 20



ANSWER CHOICES	RESPONSES	
Five or fewer	68.18%	15
6-10	9.09%	2
11-16	4.55%	1
17-26	0.00%	0
27 or more	9.09%	2
Unlimited with medical necessity	9.09%	2
<b>TOTAL</b>		<b>22</b>

Q35 When pre-authorization is required, how often have you successfully obtained the desired authorization for services?

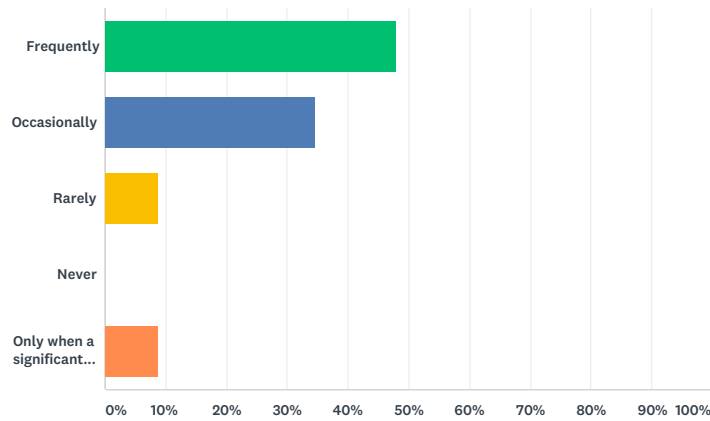
Answered: 21 Skipped: 21



ANSWER CHOICES	RESPONSES	
Always	42.86%	9
Frequently	42.86%	9
Occasionally	14.29%	3
Rarely	0.00%	0
Never	0.00%	0
<b>TOTAL</b>		<b>21</b>

Q36 Do you advocate for continued treatment for your clients?

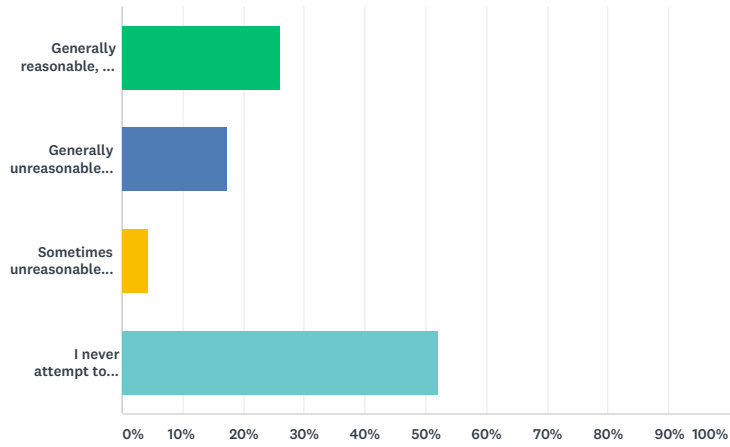
Answered: 23 Skipped: 19



ANSWER CHOICES	RESPONSES	
Frequently	47.83%	11
Occasionally	34.78%	8
Rarely	8.70%	2
Never	0.00%	0
Only when a significant argument can be made for medical necessity	8.70%	2
<b>TOTAL</b>		<b>23</b>

**Q37 In your experience, which of the following applies to the terms and conditions of managed care contracts?**

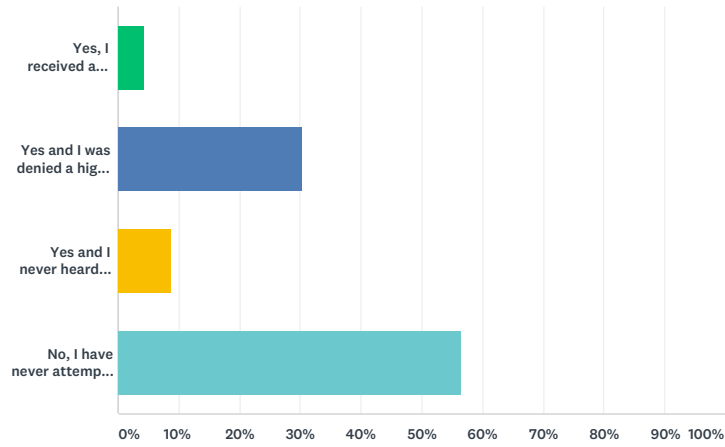
Answered: 23 Skipped: 19



ANSWER CHOICES	RESPONSES	
Generally reasonable, and I sign without significant negotiation	26.09%	6
Generally unreasonable and difficult to negotiate	17.39%	4
Sometimes unreasonable, but often negotiable	4.35%	1
I never attempt to negotiate the terms of a managed care contract	52.17%	12
<b>TOTAL</b>		<b>23</b>

### Q38 Have you ever negotiated with a managed care company for an increase in your reimbursement?

Answered: 23 Skipped: 19

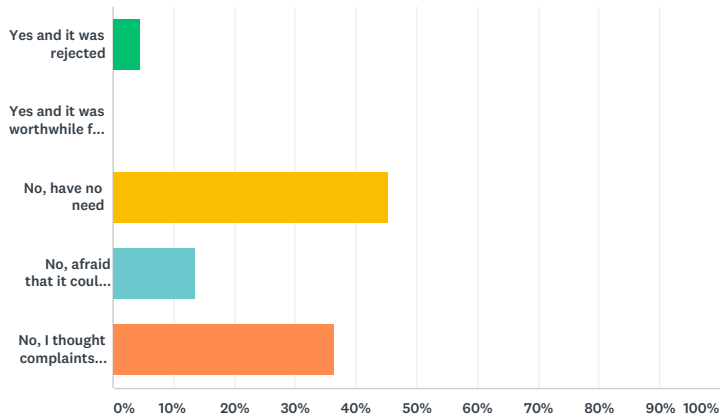


ANSWER CHOICES	RESPONSES	
Yes, I received a higher reimbursement rate	4.35%	1
Yes and I was denied a higher reimbursement rate	30.43%	7
Yes and I never heard back from the insurance company	8.70%	2
No, I have never attempted to negotiate an increase in reimbursement	56.52%	13
<b>TOTAL</b>		<b>23</b>



### Q39 Have you filed a complaint with the Department of Managed Health Care against a managed care company?

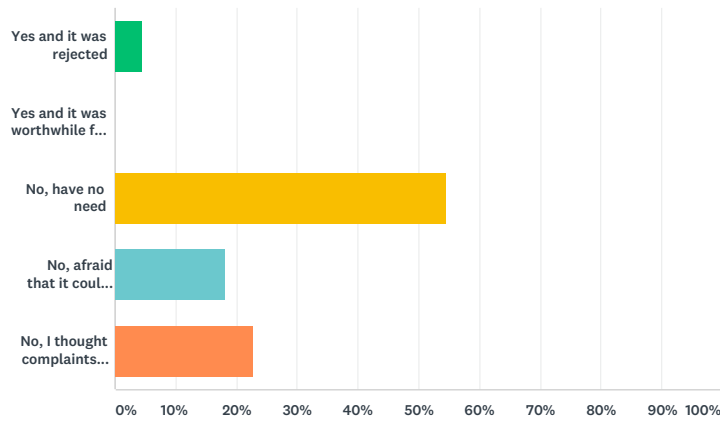
Answered: 22 Skipped: 20



ANSWER CHOICES	RESPONSES	
Yes and it was rejected	4.55%	1
Yes and it was worthwhile for the patient and me	0.00%	0
No, have no need	45.45%	10
No, afraid that it could negatively impact me	13.64%	3
No, I thought complaints could only be made by patients	36.36%	8
<b>TOTAL</b>		<b>22</b>

### Q40 Have you filed a complaint with the Department of Insurance?

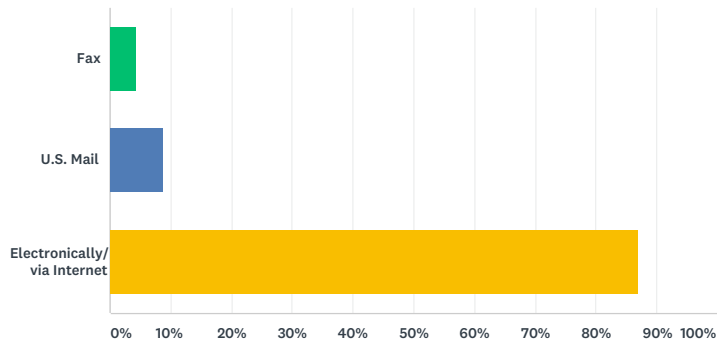
Answered: 22 Skipped: 20



ANSWER CHOICES	RESPONSES	
Yes and it was rejected	4.55%	1
Yes and it was worthwhile for patient and me	0.00%	0
No, have no need	54.55%	12
No, afraid that it could negatively impact me	18.18%	4
No, I thought complaints could only be made by patients	22.73%	5
<b>TOTAL</b>		<b>22</b>

### Q41 How do you submit billing to insurance plans?

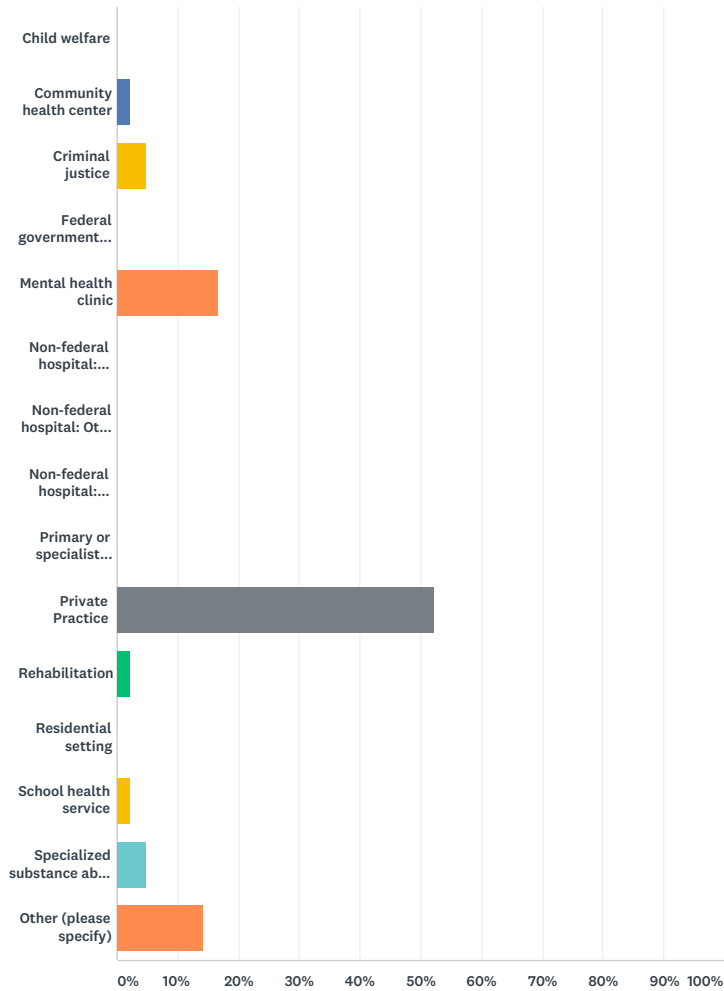
Answered: 23 Skipped: 19



ANSWER CHOICES	RESPONSES	
Fax	4.35%	1
U.S. Mail	8.70%	2
Electronically/via Internet	86.96%	20
<b>TOTAL</b>		<b>23</b>

Q42 Which best describes the type of setting that most closely corresponds to your primary patient care practice location?

Answered: 42 Skipped: 0



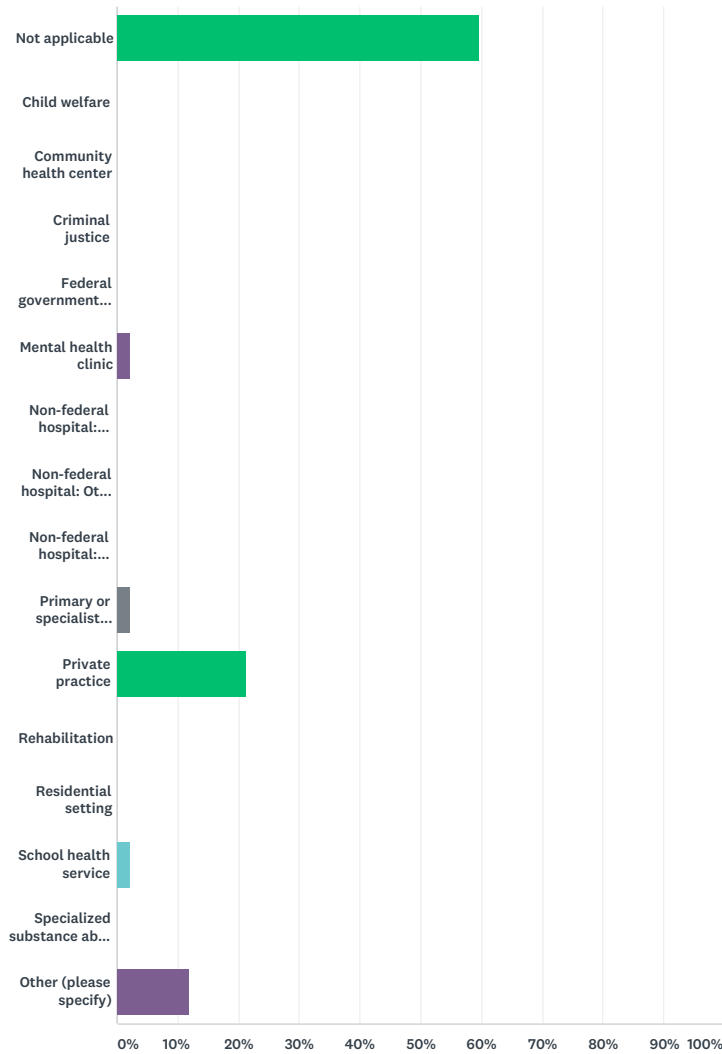
ANSWER CHOICES	RESPONSES
Child welfare	0.00% 0
Community health center	2.38% 1
Criminal justice	4.76% 2
Federal government hospital	0.00% 0
Mental health clinic	16.67% 7
Non-federal hospital: General Medicine	0.00% 0
Non-federal hospital: Other (e.g., nursing home unit)	0.00% 0
Non-federal hospital: Psychiatric	0.00% 0
Primary or specialist medical care	0.00% 0
Private Practice	52.38% 22
Rehabilitation	2.38% 1
Residential setting	0.00% 0
School health service	2.38% 1
Specialized substance abuse treatment facility	4.76% 2
Other (please specify)	14.29% 6
<b>TOTAL</b>	<b>42</b>

#	OTHER (PLEASE SPECIFY)	DATE
---	------------------------	------

1	Public School District	5/13/2017 11:33 AM
2	Utilization Review Specialist, County Dept of Behavioral Health	4/26/2017 8:26 PM
3	Counseling agency attached to a University.	4/26/2017 7:13 PM
4	Consultation and research	4/26/2017 4:14 PM
5	Rural Field based triage services. all in the field(homes, roadside, homeless encampments, etc)	4/22/2017 10:46 AM
6	Workplaces undergoing crisis situations	4/21/2017 3:12 PM

### Q43 Which best describes the type of setting that most closely corresponds to your secondary patient care practice location?

Answered: 42 Skipped: 0

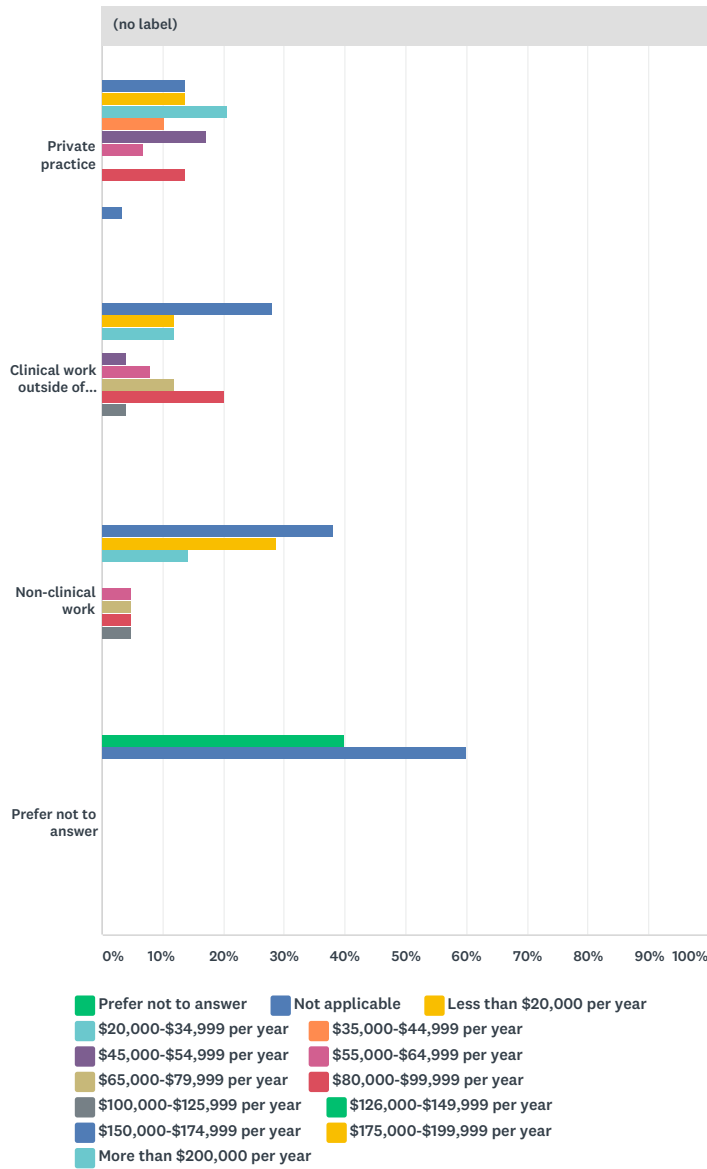


ANSWER CHOICES	RESPONSES	
Not applicable	59.52%	25
Child welfare	0.00%	0
Community health center	0.00%	0
Criminal justice	0.00%	0
Federal government hospital	0.00%	0
Mental health clinic	2.38%	1
Non-federal hospital: General Medicine	0.00%	0
Non-federal hospital: Other (e.g., nursing home unit)	0.00%	0
Non-federal hospital: Psychiatric	0.00%	0
Primary or specialist medical care	2.38%	1
Private practice	21.43%	9
Rehabilitation	0.00%	0
Residential setting	0.00%	0
School health service	2.38%	1
Specialized substance abuse treatment facility	0.00%	0
Other (please specify)	11.90%	5

TOTAL		42
#	OTHER (PLEASE SPECIFY)	DATE
1	Mediation services	4/26/2017 4:53 PM
2	non-profit agency	4/22/2017 9:06 PM
3	I'm 90% retired as of this year & am doing 4-5 hours/week out of my home	4/22/2017 8:38 AM
4	Outreach	4/21/2017 4:10 PM
5	Non-profit private community agency	4/21/2017 2:29 PM

Q44 What is your average annual income (before taxes) from:(Note: please provide information for all that apply)

Answered: 42 Skipped: 0

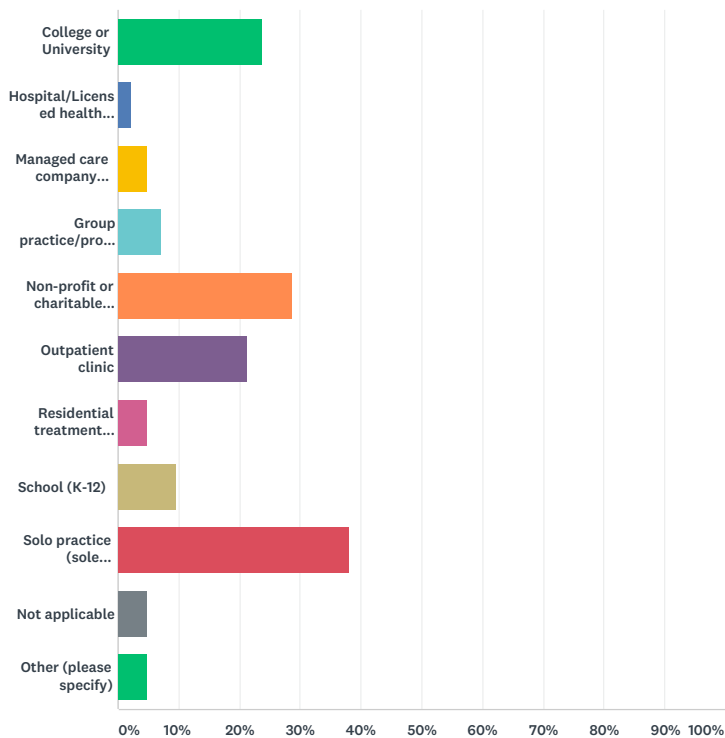


(no label)	PREFER NOT TO ANSWER	NOT APPLICABLE	LESS THAN \$20,000 PER YEAR	\$20,000-\$34,999 PER YEAR	\$35,000-\$44,999 PER YEAR	\$45,000-\$54,999 PER YEAR	\$55,000-\$64,999 PER YEAR	\$65,000-\$79,999 PER YEAR	\$80,000-\$99,999 PER YEAR	\$100,000-\$125,999 PER YEAR	\$126,000-\$149,999 PER YEAR	\$150,000-\$174,999 PER YEAR	\$175,000-\$199,999 PER YEAR	\$199,999 PER YEAR
Private practice	0.00% 0	13.79% 4	13.79% 4	20.69% 6	10.34% 3	17.24% 5	6.90% 2	0.00% 0	13.79% 4	0.00% 0	0.00% 0	3.45% 1	0.00% 0	0
Clinical work outside of private practice	0.00% 0	28.00% 7	12.00% 3	12.00% 3	0.00% 0	4.00% 1	8.00% 2	12.00% 3	20.00% 5	4.00% 1	0.00% 0	0.00% 0	0.00% 0	0
Non-clinical work	0.00% 0	38.10% 8	28.57% 6	14.29% 3	0.00% 0	0.00% 0	4.76% 1	4.76% 1	4.76% 1	4.76% 1	0.00% 0	0.00% 0	0.00% 0	0
Prefer not to answer	40.00% 4	60.00% 6	0.00% 0	0.00% 0	0.00% 0	0.00% 0	0.00% 0	0.00% 0	0.00% 0	0.00% 0	0.00% 0	0.00% 0	0.00% 0	0



Q45 Do you work in any of the following settings? (Check all that apply)

Answered: 42 Skipped: 0

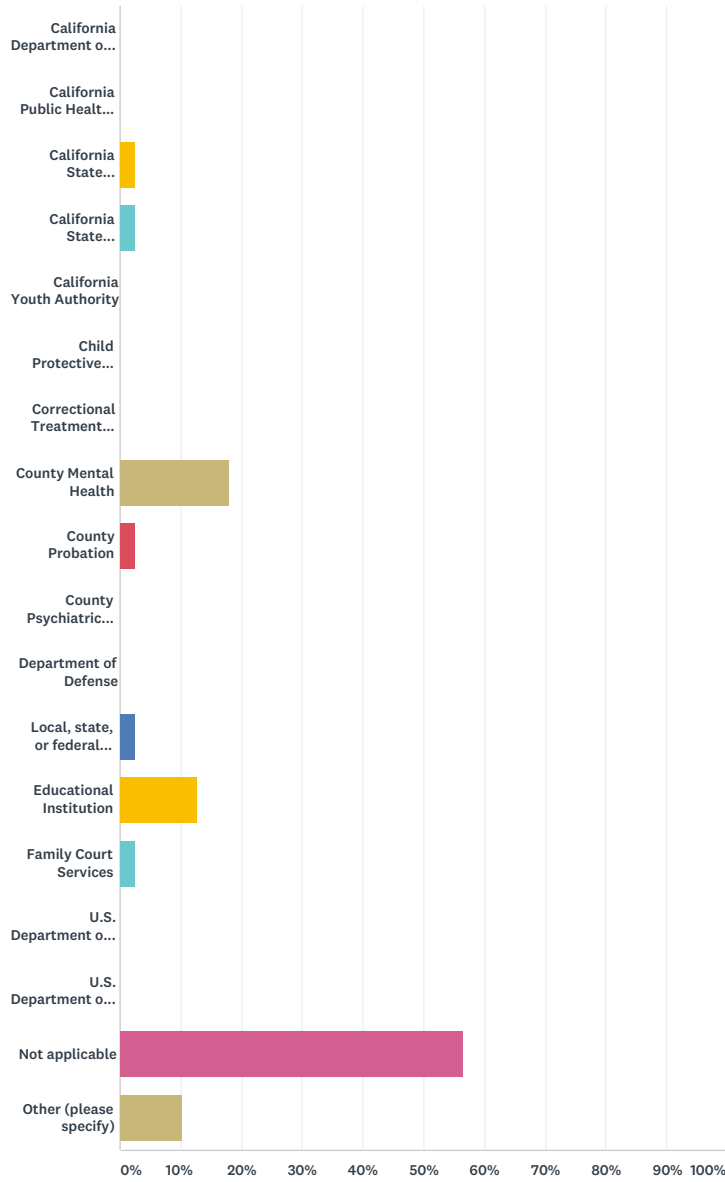


ANSWER CHOICES	RESPONSES
College or University	23.81% 10
Hospital/Licensed health facility	2.38% 1
Managed care company including HMO, PPO, EAP, etc.	4.76% 2
Group practice/professional corporation	7.14% 3
Non-profit or charitable corporation	28.57% 12
Outpatient clinic	21.43% 9
Residential treatment facility	4.76% 2
School (K-12)	9.52% 4
Solo practice (sole proprietor or solo professional corporation)	38.10% 16
Not applicable	4.76% 2
Other (please specify)	4.76% 2
Total Respondents: 42	

#	OTHER (PLEASE SPECIFY)	DATE
1	Agency serves in all the settings listed.	4/26/2017 7:14 PM
2	Workplaces undergoing crisis situations	4/21/2017 3:14 PM

Q46 Do you work in any of the following settings? (Check all that apply)

Answered: 39 Skipped: 3



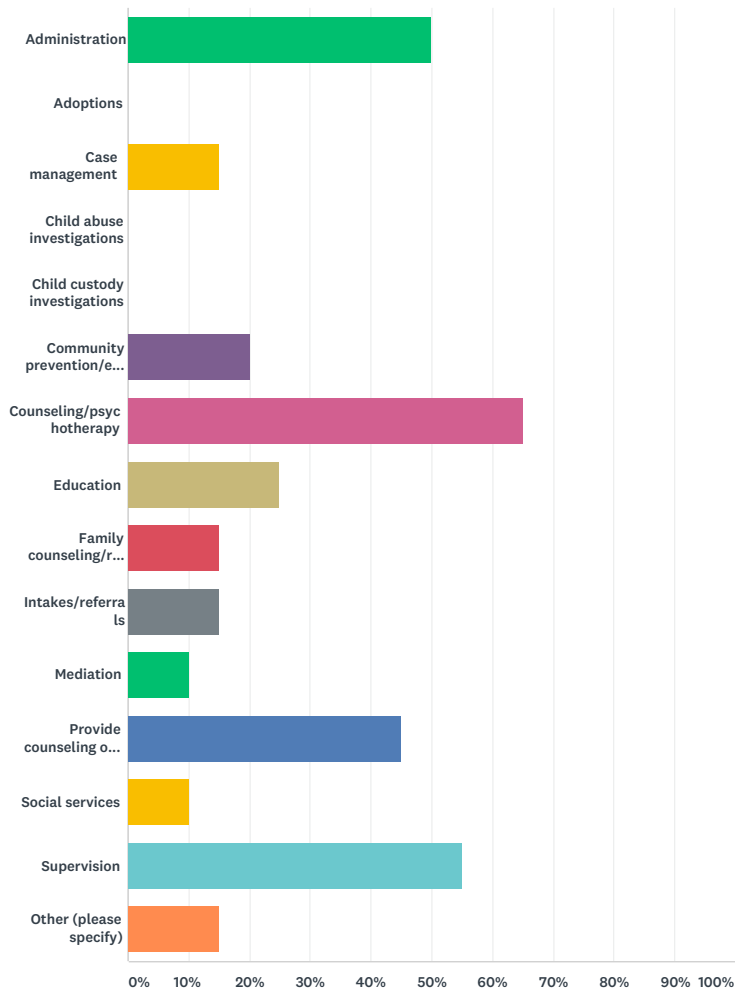
ANSWER CHOICES	RESPONSES	
California Department of Social Services	0.00%	0
California Public Health Service	0.00%	0
California State Department of Corrections and Rehabilitation	2.56%	1
California State Psychiatric Hospital	2.56%	1
California Youth Authority	0.00%	0
Child Protective Services or its equivalent	0.00%	0
Correctional Treatment Facility	0.00%	0
County Mental Health	17.95%	7
County Probation	2.56%	1
County Psychiatric Facility	0.00%	0
Department of Defense	0.00%	0
Local, state, or federal government	2.56%	1
Educational Institution	12.82%	5

Family Court Services	2.56%	1
U.S. Department of Health Services	0.00%	0
U.S. Department of Veterans Affairs	0.00%	0
Not applicable	56.41%	22
Other (please specify)	10.26%	4
Total Respondents: 39		

#	OTHER (PLEASE SPECIFY)	DATE
1	contract with probation	4/24/2017 9:37 AM
2	Head Start Mental Health Consultant Contract	4/22/2017 9:07 PM
3	Native American health center	4/22/2017 7:12 AM
4	The above and many commercial workplace settings	4/21/2017 3:14 PM

### Q47 What are your duties? (Check all that apply)

Answered: 20 Skipped: 22



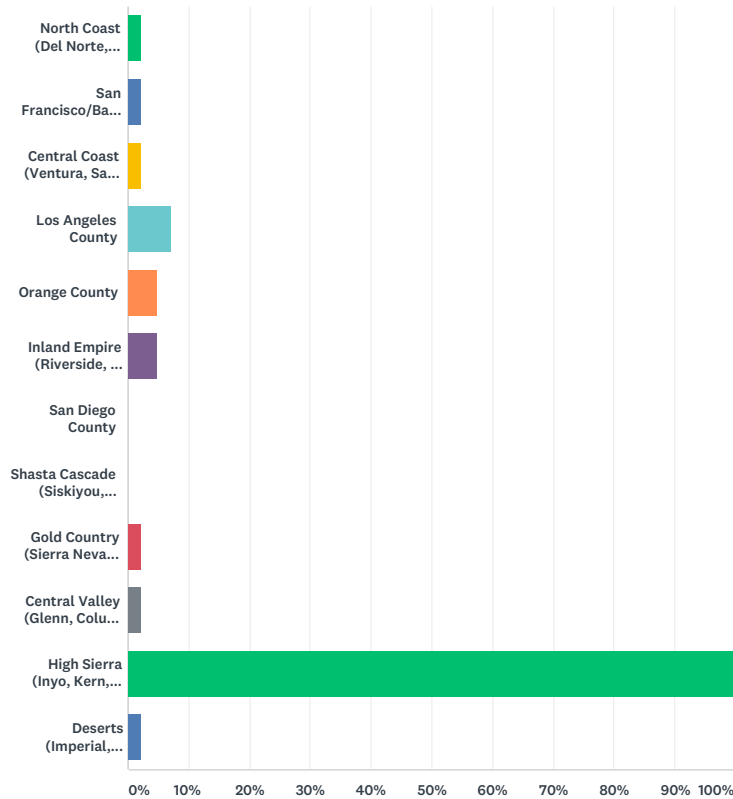
ANSWER CHOICES	RESPONSES
Administration	50.00% 10
Adoptions	0.00% 0
Case management	15.00% 3
Child abuse investigations	0.00% 0
Child custody investigations	0.00% 0
Community prevention/education	20.00% 4
Counseling/psychotherapy	65.00% 13
Education	25.00% 5
Family counseling/reunification	15.00% 3
Intakes/referrals	15.00% 3
Mediation	10.00% 2
Provide counseling or psychotherapy	45.00% 9
Social services	10.00% 2
Supervision	55.00% 11
Other (please specify)	15.00% 3
Total Respondents: 20	

#	OTHER (PLEASE SPECIFY)	DATE
---	------------------------	------

1	Consultant to contracted providers of mental health services and staff analysts who write those contracts.	4/26/2017 8:31 PM
2	Intern Supervision	4/22/2017 9:08 PM
3	Utilization Review and Program Enhancement (Medi-Cal Assessment/BIOP templates for billing of relevant services including COD and Family work)	4/22/2017 10:49 AM

Q48 In which California region/county do you work as a marriage and family therapist or in a related position? (Check all that apply)

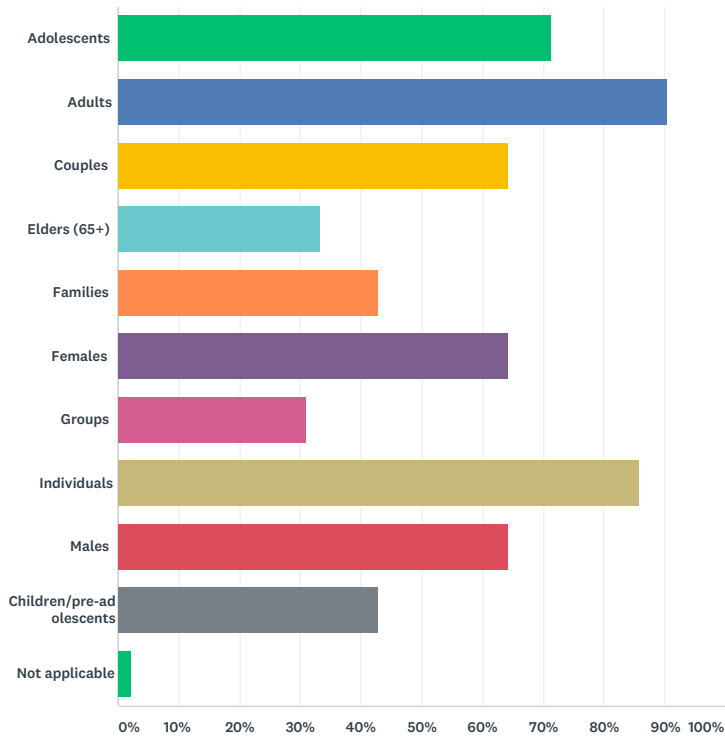
Answered: 42 Skipped: 0



ANSWER CHOICES	RESPONSES
North Coast (Del Norte, Humboldt, Mendocino, Sonoma, Lake)	2.38% 1
San Francisco/Bay Area (San Francisco, Marin, Contra Costa, San Mateo, Alameda, Santa Cruz, Santa Clara)	2.38% 1
Central Coast (Ventura, Santa Barbara, San Luis Obispo, Monterey, San Benito)	2.38% 1
Los Angeles County	7.14% 3
Orange County	4.76% 2
Inland Empire (Riverside, San Bernardino)	4.76% 2
San Diego County	0.00% 0
Shasta Cascade (Siskiyou, Modoc, Shasta, Lassen, Tehama, Plumas, Butte, Glenn, Trinity)	0.00% 0
Gold Country (Sierra Nevada, Placer, Yuba, El Dorado, Fresno, Mariposa, Tuolumne, Calaveras, Amador, Sacramento, Sutter)	2.38% 1
Central Valley (Glenn, Colusa, Yolo, Solano, San Joaquin, Sacramento, Stanislaus, Merced, Madera)	2.38% 1
High Sierra (Inyo, Kern, Tulare, Fresno, Madera, Mariposa, Mono, Yuba, Alpine, Tuolumne, Calaveras)	100.00% 42
Deserts (Imperial, Riverside, San Bernardino)	2.38% 1
Total Respondents: 42	

Q49 With which population of clients do you typically work? (Check all that apply)

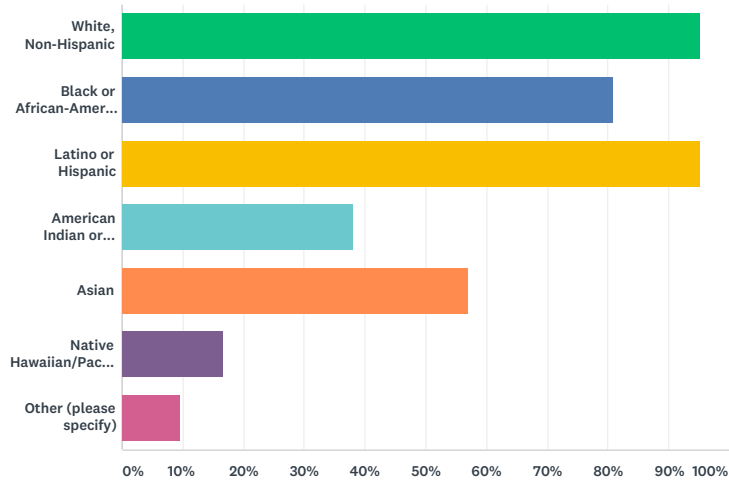
Answered: 42 Skipped: 0



ANSWER CHOICES	RESPONSES	
Adolescents	71.43%	30
Adults	90.48%	38
Couples	64.29%	27
Elders (65+)	33.33%	14
Families	42.86%	18
Females	64.29%	27
Groups	30.95%	13
Individuals	85.71%	36
Males	64.29%	27
Children/pre-adolescents	42.86%	18
Not applicable	2.38%	1
Total Respondents: 42		

Q50 Which races/ethnicities are represented by the clients you treat?  
(Check all that apply)

Answered: 42 Skipped: 0



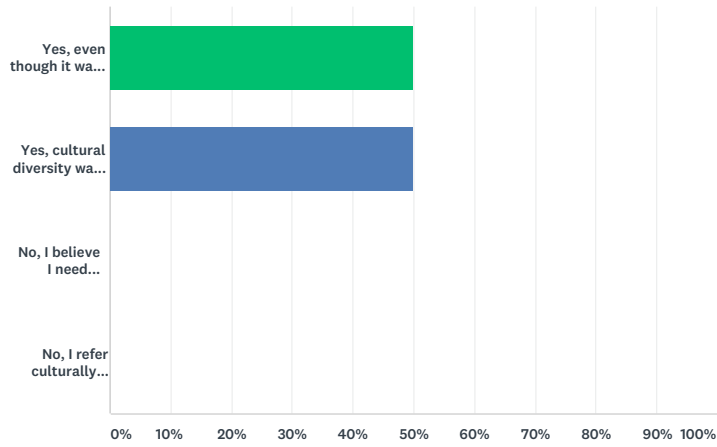
ANSWER CHOICES	RESPONSES
White, Non-Hispanic	95.24% 40
Black or African-American	80.95% 34
Latino or Hispanic	95.24% 40
American Indian or Alaskan Native	38.10% 16
Asian	57.14% 24
Native Hawaiian/Pacific Islander	16.67% 7
Other (please specify)	9.52% 4
Total Respondents: 42	

#	OTHER (PLEASE SPECIFY)	DATE
1	I no longer provide direct client care	4/26/2017 8:32 PM
2	Middle Eastern (White, NH doesn't seem to match their cultural experiences)	4/26/2017 7:17 PM
3	Middle Eastern	4/22/2017 8:42 AM
4	All who work at the variety of sites I provide counseling at.	4/21/2017 3:17 PM



### Q51 Do you believe you have sufficient educational training to treat culturally diverse clients?

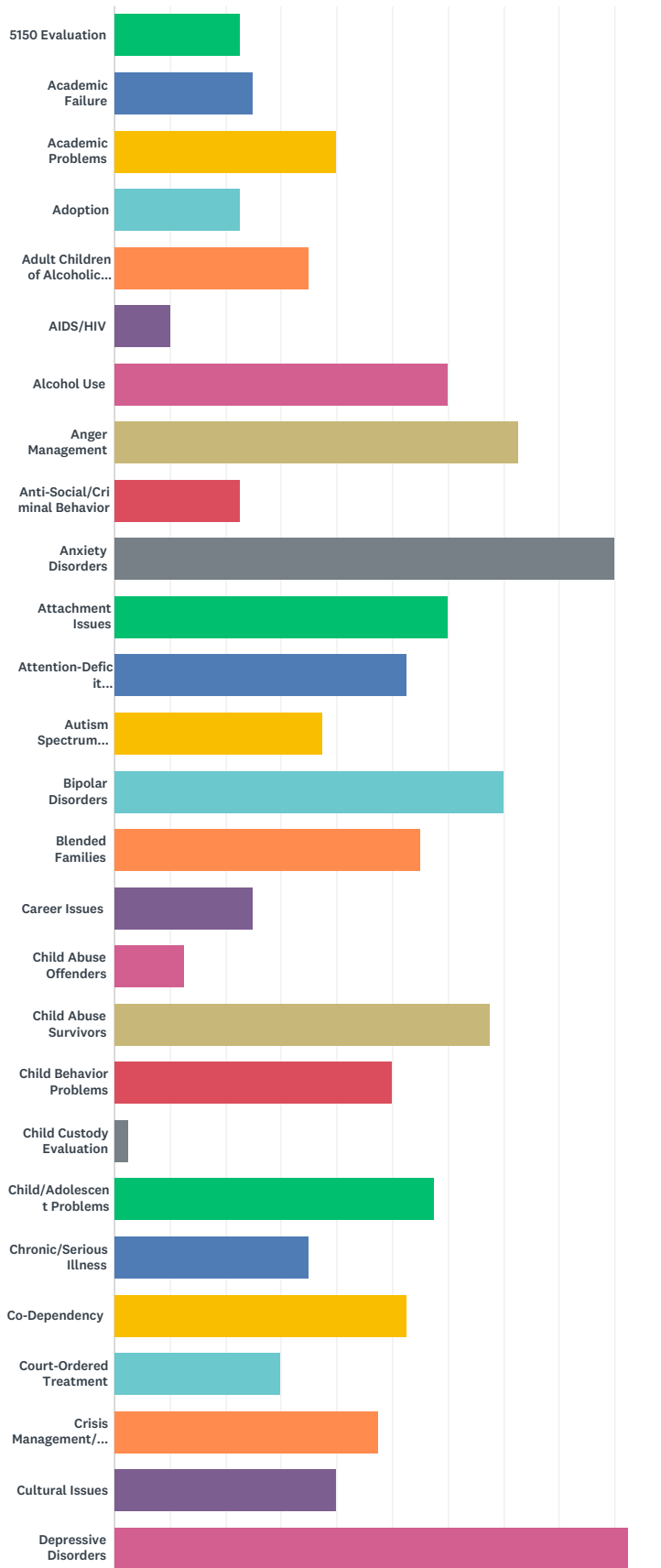
Answered: 42 Skipped: 0

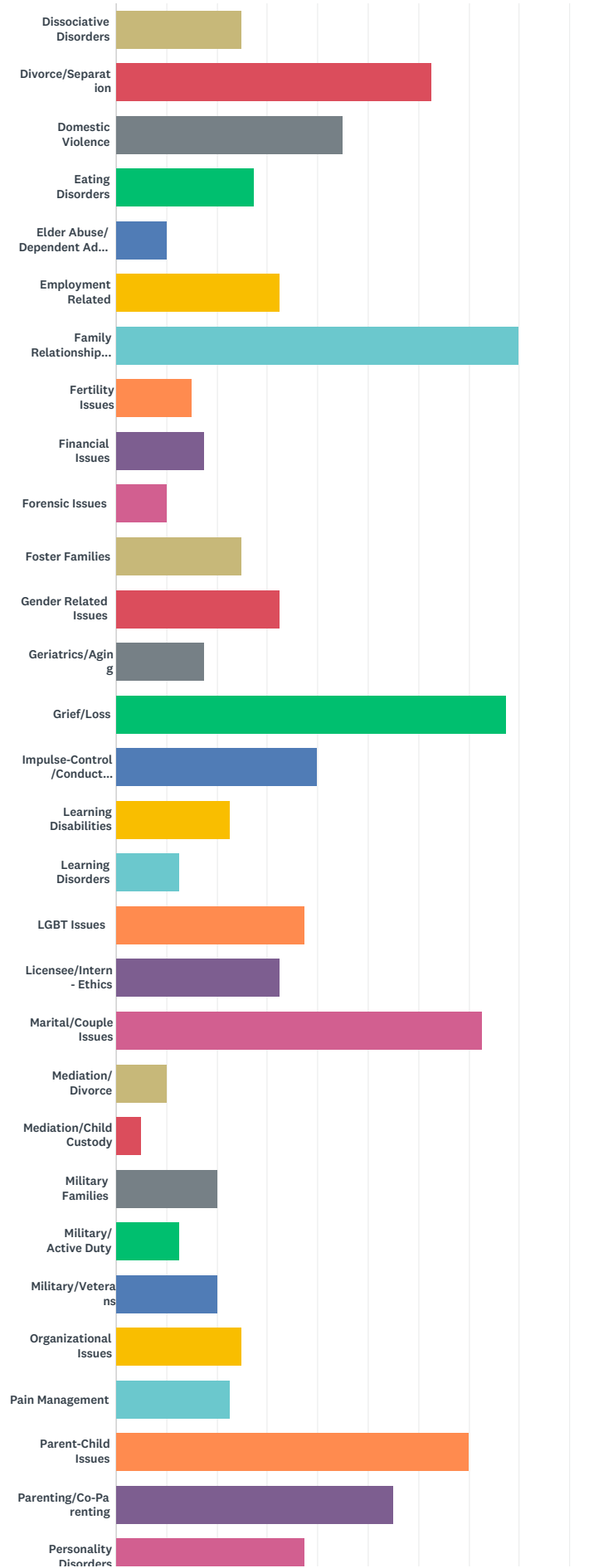


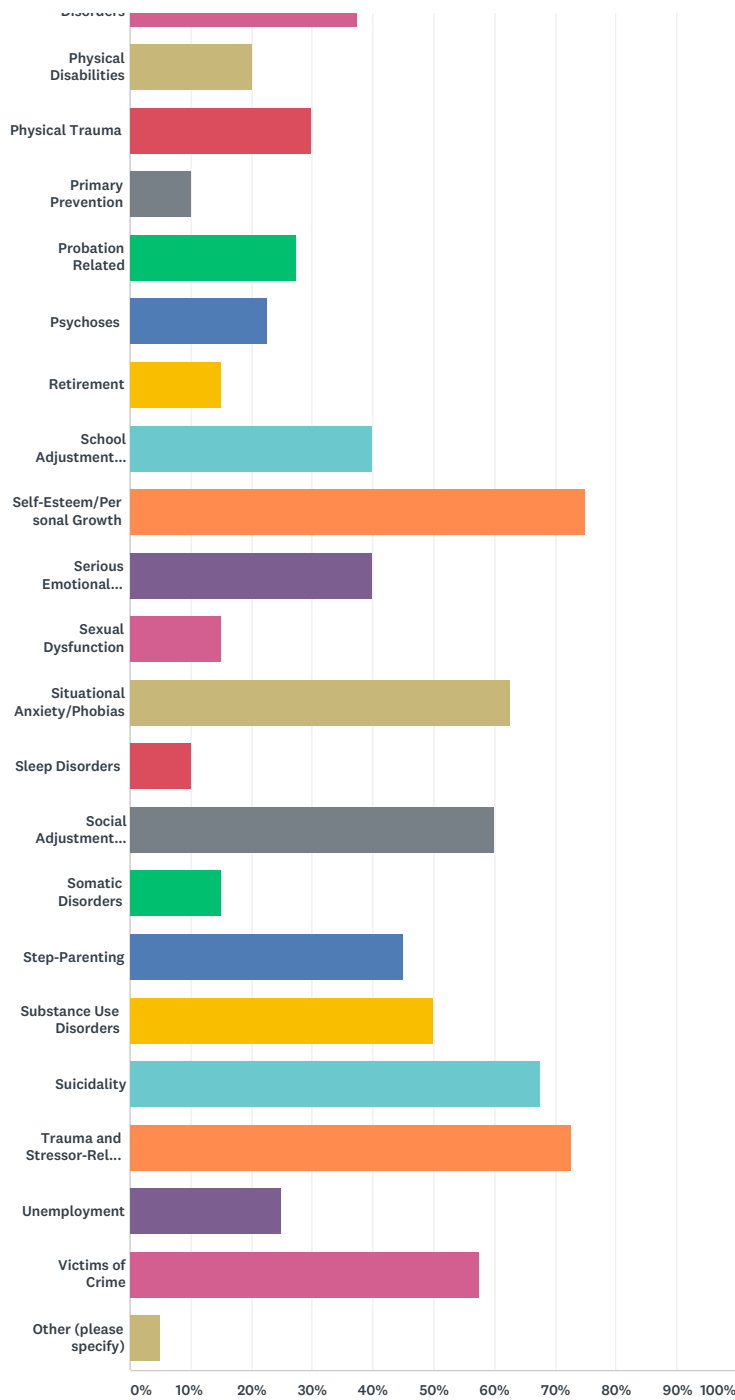
ANSWER CHOICES	RESPONSES	
Yes, even though it was not sufficiently addressed as a part of my education	50.00%	21
Yes, cultural diversity was adequately covered by my education	50.00%	21
No, I believe I need additional training to treat culturally diverse populations	0.00%	0
No, I refer culturally diverse clients to qualified therapists	0.00%	0
<b>TOTAL</b>		<b>42</b>

### Q52 Please describe the populations and clinical issues that you work with in your practice

Answered: 40 Skipped: 2







ANSWER CHOICES	RESPONSES	
5150 Evaluation	22.50%	9
Academic Failure	25.00%	10
Academic Problems	40.00%	16
Adoption	22.50%	9
Adult Children of Alcoholics (ACA)	35.00%	14
AIDS/HIV	10.00%	4
Alcohol Use	60.00%	24
Anger Management	72.50%	29
Anti-Social/Criminal Behavior	22.50%	9
Anxiety Disorders	90.00%	36
Attachment Issues	60.00%	24

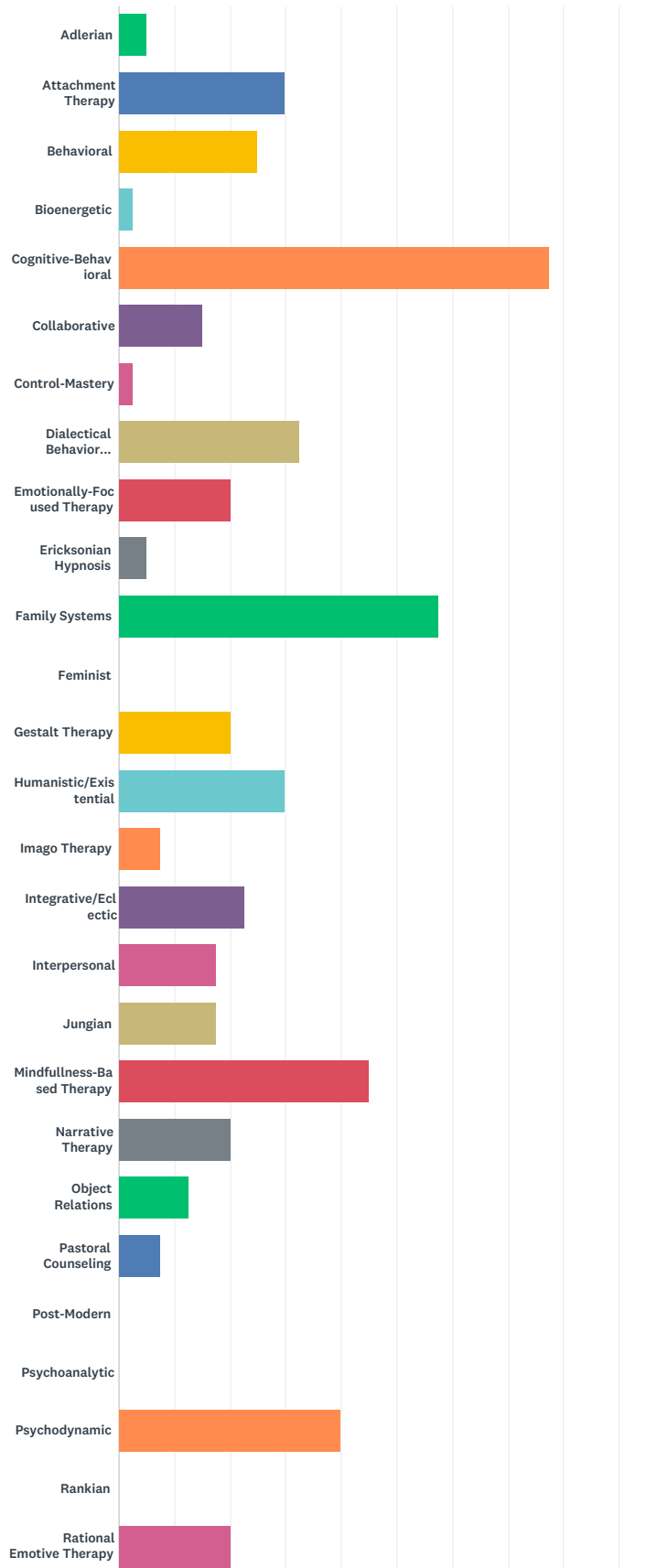
Attention-Deficit Hyperactivity Disorder	52.50%	21
Autism Spectrum Disorders	37.50%	15
Bipolar Disorders	70.00%	28
Blended Families	55.00%	22
Career Issues	25.00%	10
Child Abuse Offenders	12.50%	5
Child Abuse Survivors	67.50%	27
Child Behavior Problems	50.00%	20
Child Custody Evaluation	2.50%	1
Child/Adolescent Problems	57.50%	23
Chronic/Serious Illness	35.00%	14
Co-Dependency	52.50%	21
Court-Ordered Treatment	30.00%	12
Crisis Management/ Intervention	47.50%	19
Cultural Issues	40.00%	16
Depressive Disorders	92.50%	37
Dissociative Disorders	25.00%	10
Divorce/Separation	62.50%	25
Domestic Violence	45.00%	18
Eating Disorders	27.50%	11
Elder Abuse/ Dependent Adult Abuse	10.00%	4
Employment Related	32.50%	13
Family Relationship Issues	80.00%	32
Fertility Issues	15.00%	6
Financial Issues	17.50%	7
Forensic Issues	10.00%	4
Foster Families	25.00%	10
Gender Related Issues	32.50%	13
Geriatrics/Aging	17.50%	7
Grief/Loss	77.50%	31
Impulse-Control/Conduct Disorders	40.00%	16
Learning Disabilities	22.50%	9
Learning Disorders	12.50%	5
LGBT Issues	37.50%	15
Licensee/Intern- Ethics	32.50%	13
Marital/Couple Issues	72.50%	29
Mediation/ Divorce	10.00%	4
Mediation/Child Custody	5.00%	2
Military Families	20.00%	8
Military/ Active Duty	12.50%	5
Military/Veterans	20.00%	8
Organizational Issues	25.00%	10
Pain Management	22.50%	9
Parent-Child Issues	70.00%	28
Parenting/Co-Parenting	55.00%	22
Personality Disorders	37.50%	15
Physical Disabilities	20.00%	8
Physical Trauma	30.00%	12
Primary Prevention	10.00%	4

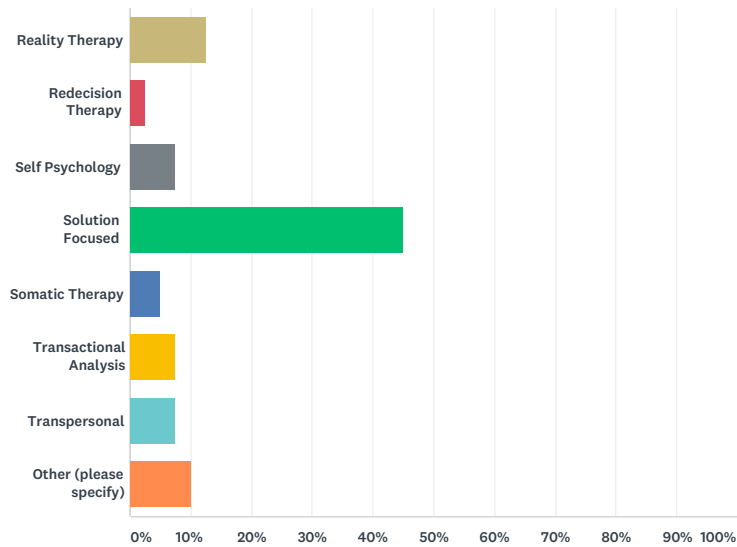
Probation Related	27.50%	11
Psychoses	22.50%	9
Retirement	15.00%	6
School Adjustment Problems	40.00%	16
Self-Esteem/Personal Growth	75.00%	30
Serious Emotional Disturbances (SED) Of Children	40.00%	16
Sexual Dysfunction	15.00%	6
Situational Anxiety/Phobias	62.50%	25
Sleep Disorders	10.00%	4
Social Adjustment Problems	60.00%	24
Somatic Disorders	15.00%	6
Step-Parenting	45.00%	18
Substance Use Disorders	50.00%	20
Suicidality	67.50%	27
Trauma and Stressor-Related Disorders	72.50%	29
Unemployment	25.00%	10
Victims of Crime	57.50%	23
Other (please specify)	5.00%	2
Total Respondents: 40		

#	OTHER (PLEASE SPECIFY)	DATE
1	VERy important and needs to be addressed in curriculum development at MS and PhD level. working with COD while client/families are still symptomatic with SUD (drinking, using, detoxification) my practice is 80 % middle Upper calls client/families with COD issues. Payment no problem and very satisfying work to see them find ways to manage symptoms of all Dx more effectively.	4/22/2017 10:54 AM
2	Transgender transition throughout the lifespan	4/21/2017 9:06 PM

Q53 Which of the following best describe your theoretical orientation?  
(Check all that apply)

Answered: 40 Skipped: 2





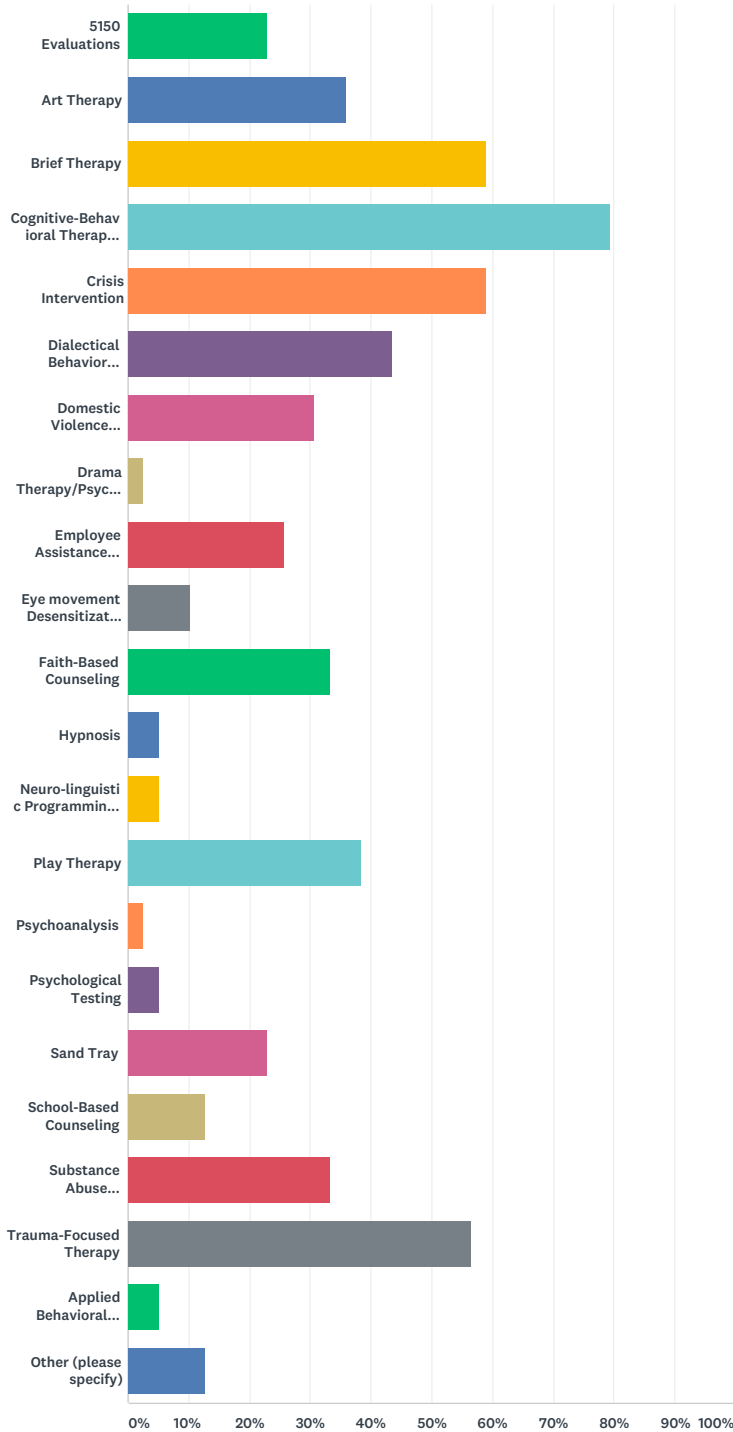
ANSWER CHOICES	RESPONSES	
Adlerian	5.00%	2
Attachment Therapy	30.00%	12
Behavioral	25.00%	10
Bioenergetic	2.50%	1
Cognitive-Behavioral	77.50%	31
Collaborative	15.00%	6
Control-Mastery	2.50%	1
Dialectical Behavior Therapy (DBT)	32.50%	13
Emotionally-Focused Therapy	20.00%	8
Ericksonian Hypnosis	5.00%	2
Family Systems	57.50%	23
Feminist	0.00%	0
Gestalt Therapy	20.00%	8
Humanistic/Existential	30.00%	12
Imago Therapy	7.50%	3
Integrative/Eclectic	22.50%	9
Interpersonal	17.50%	7
Jungian	17.50%	7
Mindfulness-Based Therapy	45.00%	18
Narrative Therapy	20.00%	8
Object Relations	12.50%	5
Pastoral Counseling	7.50%	3
Post-Modern	0.00%	0
Psychoanalytic	0.00%	0
Psychodynamic	40.00%	16
Rankian	0.00%	0
Rational Emotive Therapy	20.00%	8
Reality Therapy	12.50%	5
Redecision Therapy	2.50%	1
Self Psychology	7.50%	3
Solution Focused	45.00%	18
Somatic Therapy	5.00%	2
Transactional Analysis	7.50%	3
Transpersonal	7.50%	3



Other (please specify)	10.00%	4
Total Respondents: 40		
#	OTHER (PLEASE SPECIFY)	DATE
1	Emotional Freedom Technique. Please note, I no longer provide direct client care but serve as a consultant to those who are providing direct client care.	4/26/2017 8:38 PM
2	Psychosocial	4/26/2017 7:47 PM
3	Play Therapy	4/26/2017 6:54 PM
4	client/family negotiated and driven strength-based wellness and recovery services embedded in their own social cultural context and perspective	4/22/2017 10:57 AM

Q54 Which of the following therapeutic modalities, approaches or procedures do you utilize in clinical practice? (Check all that apply)

Answered: 39 Skipped: 3



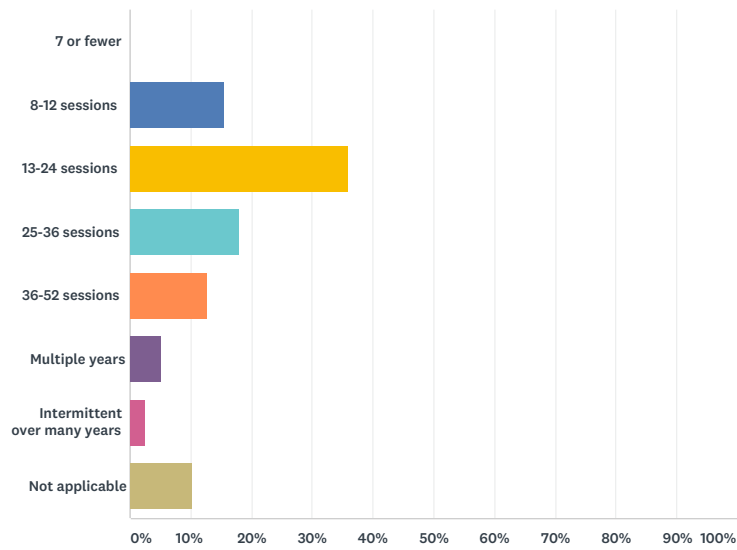
ANSWER CHOICES	RESPONSES
5150 Evaluations	23.08% 9
Art Therapy	35.90% 14
Brief Therapy	58.97% 23
Cognitive-Behavioral Therapy (CBT)	79.49% 31
Crisis Intervention	58.97% 23

Dialectical Behavior Therapy (DBT)	43.59%	17
Domestic Violence Counseling	30.77%	12
Drama Therapy/Psychodrama	2.56%	1
Employee Assistance Counseling (EAP)	25.64%	10
Eye movement Desensitization and Reprocessing (EMDR)	10.26%	4
Faith-Based Counseling	33.33%	13
Hypnosis	5.13%	2
Neuro-linguistic Programming (NLP)	5.13%	2
Play Therapy	38.46%	15
Psychoanalysis	2.56%	1
Psychological Testing	5.13%	2
Sand Tray	23.08%	9
School-Based Counseling	12.82%	5
Substance Abuse Counseling	33.33%	13
Trauma-Focused Therapy	56.41%	22
Applied Behavioral Analysis	5.13%	2
Other (please specify)	12.82%	5
Total Respondents: 39		

#	OTHER (PLEASE SPECIFY)	DATE
1	Emotional Freedom Technique. Please note, I no longer provide direct client care but serve as a consultant to those who are providing direct client care.	4/26/2017 8:38 PM
2	client/family negotiated and driven strength-based wellness and recovery services embedded in their own social cultural context and perspective	4/22/2017 10:57 AM
3	Gestalt Therapy; client-centered support for client's understanding of their spiritual resources	4/22/2017 8:48 AM
4	neurofeedback, biofeedback	4/21/2017 4:35 PM
5	Dream Therapy	4/21/2017 2:37 PM

### Q55 On average, what is the number of times you see a client before concluding treatment?

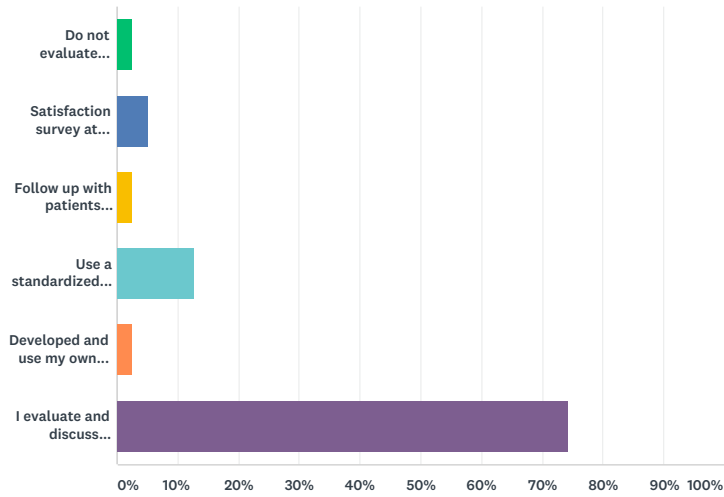
Answered: 39 Skipped: 3



ANSWER CHOICES	RESPONSES	
7 or fewer	0.00%	0
8-12 sessions	15.38%	6
13-24 sessions	35.90%	14
25-36 sessions	17.95%	7
36-52 sessions	12.82%	5
Multiple years	5.13%	2
Intermittent over many years	2.56%	1
Not applicable	10.26%	4
<b>TOTAL</b>		<b>39</b>

### Q56 What means do you use to determine whether treatment is successful?

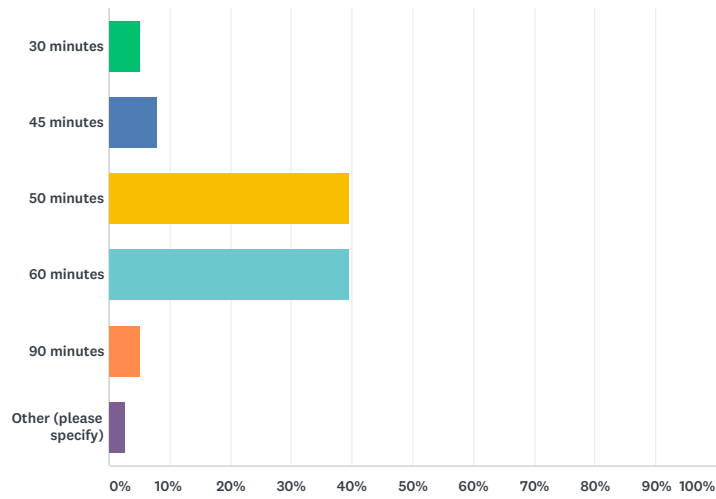
Answered: 39 Skipped: 3



ANSWER CHOICES	RESPONSES	
Do not evaluate outcomes	2.56%	1
Satisfaction survey at conclusion of treatment/Termination interview	5.13%	2
Follow up with patients following treatment	2.56%	1
Use a standardized outcomes instrument	12.82%	5
Developed and use my own outcomes instrument	2.56%	1
I evaluate and discuss treatment outcome and client satisfaction during the termination process	74.36%	29
<b>TOTAL</b>		<b>39</b>

### Q57 What is the average length of a session with a client?

Answered: 38 Skipped: 4

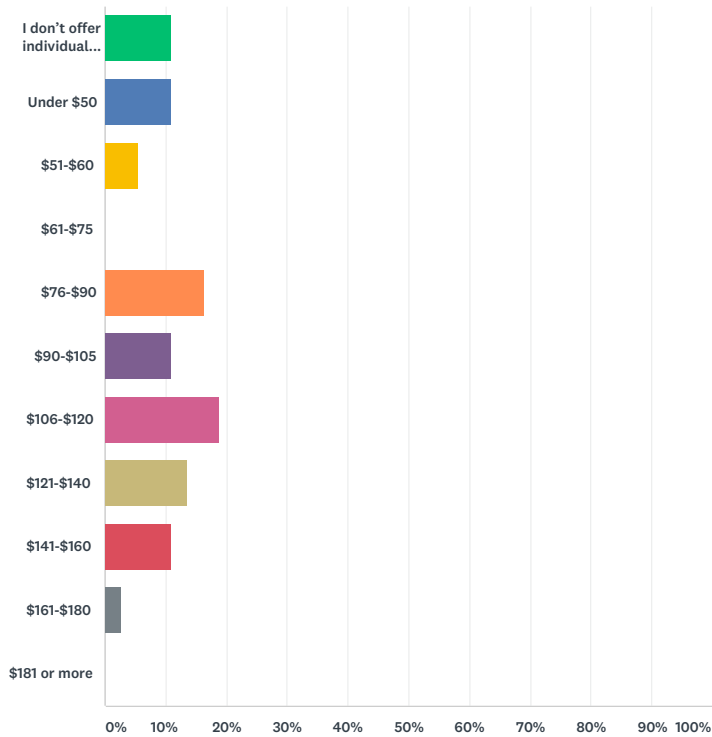


ANSWER CHOICES	RESPONSES	
30 minutes	5.26%	2
45 minutes	7.89%	3
50 minutes	39.47%	15
60 minutes	39.47%	15
90 minutes	5.26%	2
Other (please specify)	2.63%	1
<b>TOTAL</b>		<b>38</b>

#	OTHER (PLEASE SPECIFY)	DATE
1	75	4/26/2017 4:21 PM

### Q58 What is the usual and customary fee CHARGED by you or your employer for an hour of individual psychotherapy?

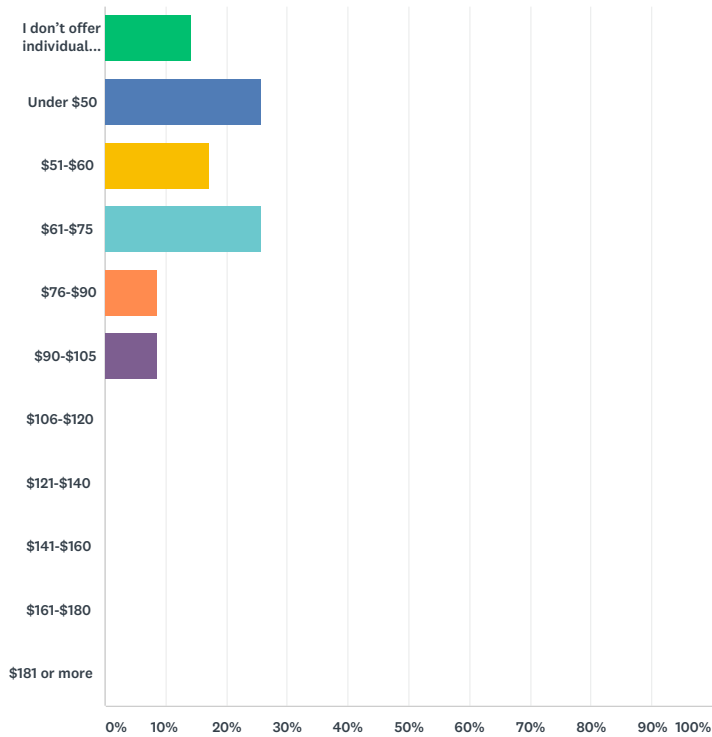
Answered: 37 Skipped: 5



ANSWER CHOICES	RESPONSES	
I don't offer individual psychotherapy	10.81%	4
Under \$50	10.81%	4
\$51-\$60	5.41%	2
\$61-\$75	0.00%	0
\$76-\$90	16.22%	6
\$90-\$105	10.81%	4
\$106-\$120	18.92%	7
\$121-\$140	13.51%	5
\$141-\$160	10.81%	4
\$161-\$180	2.70%	1
\$181 or more	0.00%	0
<b>TOTAL</b>		<b>37</b>

Q59 If you offer reduced, or sliding scale fees, what is the average fee that you collect from clients/patients, for an hour of individual therapy?

Answered: 35 Skipped: 7

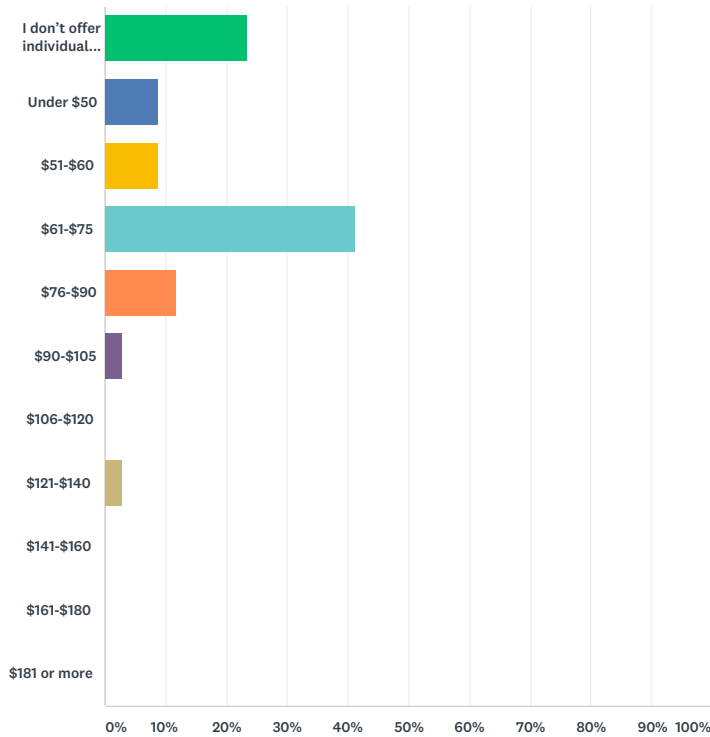


ANSWER CHOICES	RESPONSES	
I don't offer individual psychotherapy	14.29%	5
Under \$50	25.71%	9
\$51-\$60	17.14%	6
\$61-\$75	25.71%	9
\$76-\$90	8.57%	3
\$90-\$105	8.57%	3
\$106-\$120	0.00%	0
\$121-\$140	0.00%	0
\$141-\$160	0.00%	0
\$161-\$180	0.00%	0
\$181 or more	0.00%	0
<b>TOTAL</b>		<b>35</b>



Q60 If you bill insurance, what is the average fee that you collect from managed care companies for an hour of individual therapy?

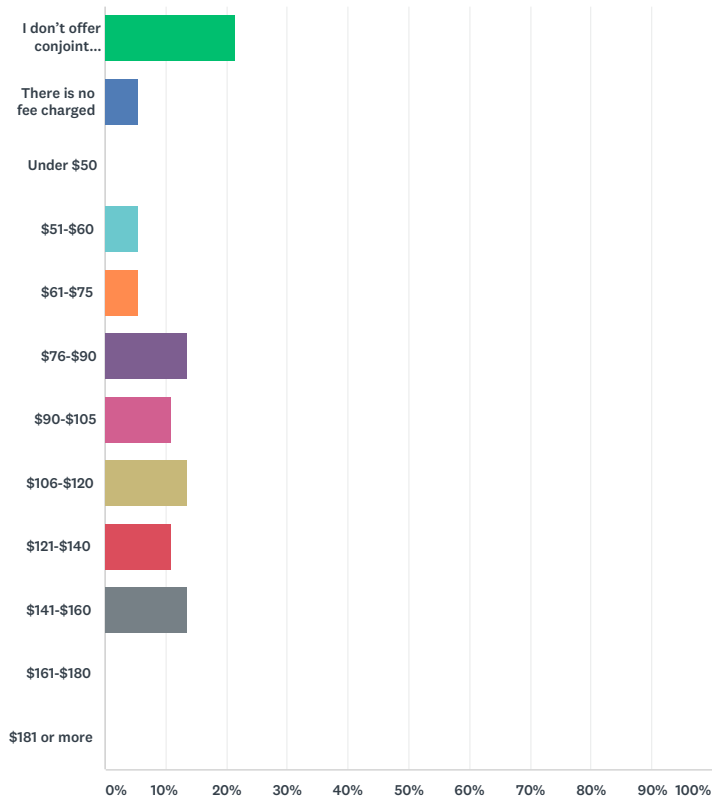
Answered: 34 Skipped: 8



ANSWER CHOICES	RESPONSES	
I don't offer individual psychotherapy	23.53%	8
Under \$50	8.82%	3
\$51-\$60	8.82%	3
\$61-\$75	41.18%	14
\$76-\$90	11.76%	4
\$90-\$105	2.94%	1
\$106-\$120	0.00%	0
\$121-\$140	2.94%	1
\$141-\$160	0.00%	0
\$161-\$180	0.00%	0
\$181 or more	0.00%	0
<b>TOTAL</b>		<b>34</b>

### Q61 What is the usual and customary fee charged by you or your employer for an hour of conjoint therapy?

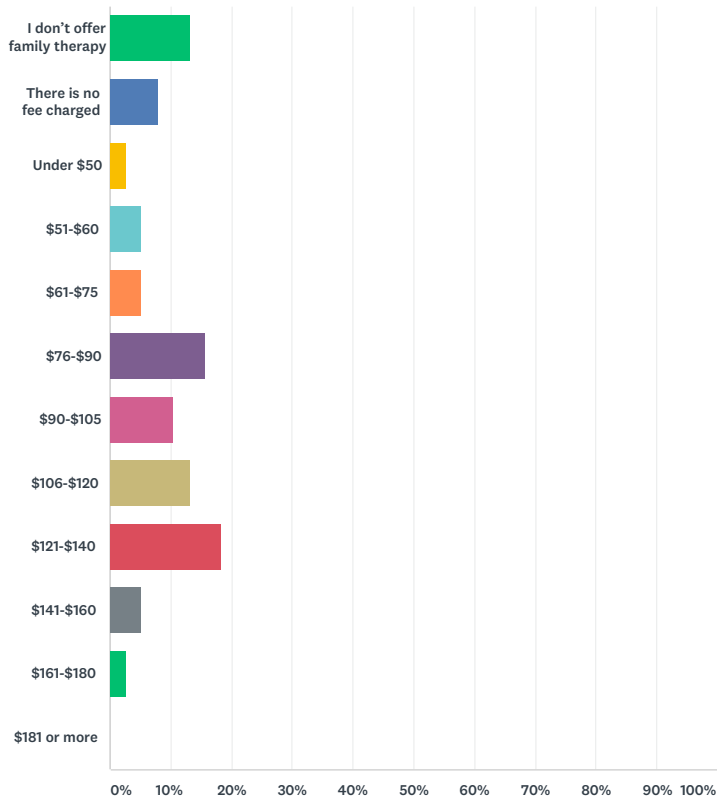
Answered: 37 Skipped: 5



ANSWER CHOICES	RESPONSES	
I don't offer conjoint therapy	21.62%	8
There is no fee charged	5.41%	2
Under \$50	0.00%	0
\$51-\$60	5.41%	2
\$61-\$75	5.41%	2
\$76-\$90	13.51%	5
\$90-\$105	10.81%	4
\$106-\$120	13.51%	5
\$121-\$140	10.81%	4
\$141-\$160	13.51%	5
\$161-\$180	0.00%	0
\$181 or more	0.00%	0
<b>TOTAL</b>		<b>37</b>

### Q62 What is the usual and customary fee charged by you or your employer for an hour of family therapy?

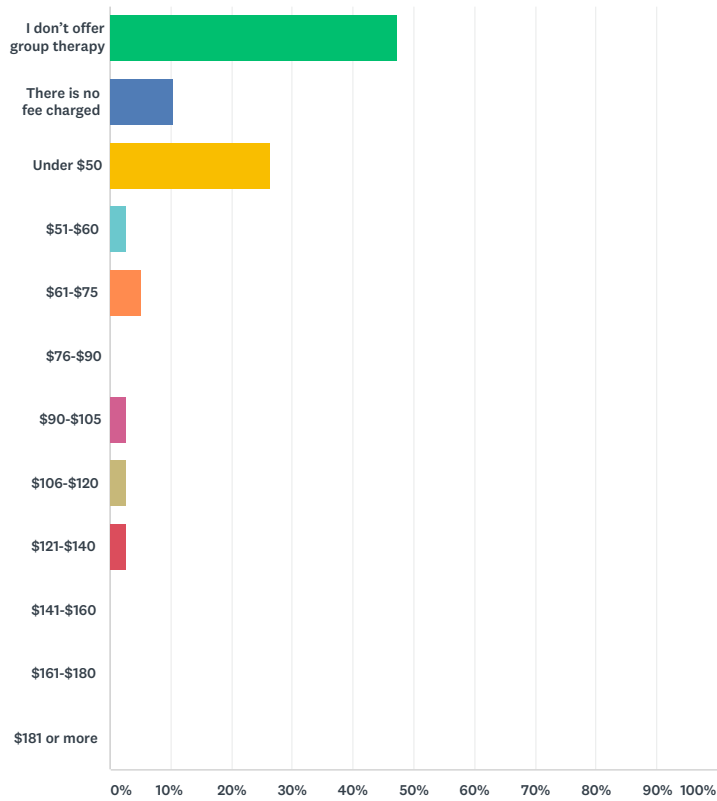
Answered: 38 Skipped: 4



ANSWER CHOICES	RESPONSES	
I don't offer family therapy	13.16%	5
There is no fee charged	7.89%	3
Under \$50	2.63%	1
\$51-\$60	5.26%	2
\$61-\$75	5.26%	2
\$76-\$90	15.79%	6
\$90-\$105	10.53%	4
\$106-\$120	13.16%	5
\$121-\$140	18.42%	7
\$141-\$160	5.26%	2
\$161-\$180	2.63%	1
\$181 or more	0.00%	0
<b>TOTAL</b>		<b>38</b>

### Q63 What is the usual and customary fee charged by you or your employer for an hour of group therapy?

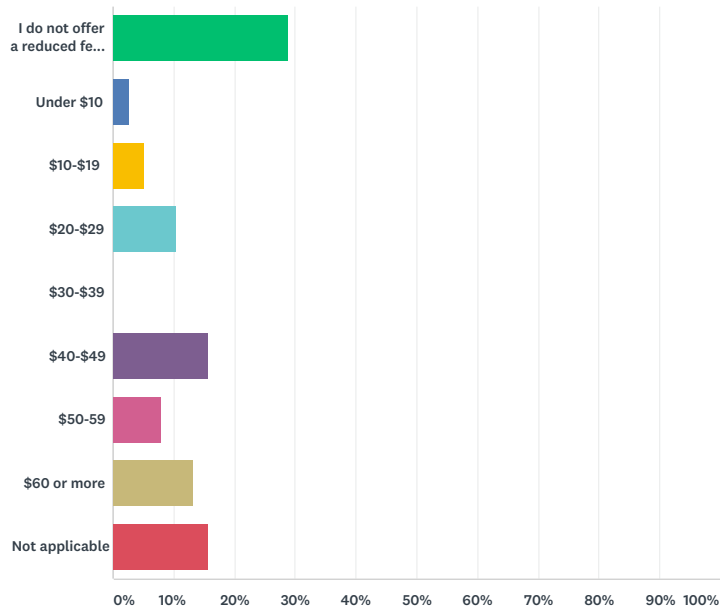
Answered: 38 Skipped: 4



ANSWER CHOICES	RESPONSES	
I don't offer group therapy	47.37%	18
There is no fee charged	10.53%	4
Under \$50	26.32%	10
\$51-\$60	2.63%	1
\$61-\$75	5.26%	2
\$76-\$90	0.00%	0
\$90-\$105	2.63%	1
\$106-\$120	2.63%	1
\$121-\$140	2.63%	1
\$141-\$160	0.00%	0
\$161-\$180	0.00%	0
\$181 or more	0.00%	0
<b>TOTAL</b>		<b>38</b>

**Q64 If you or your employer charge according to a sliding fee scale, what is the lowest fee charged?**

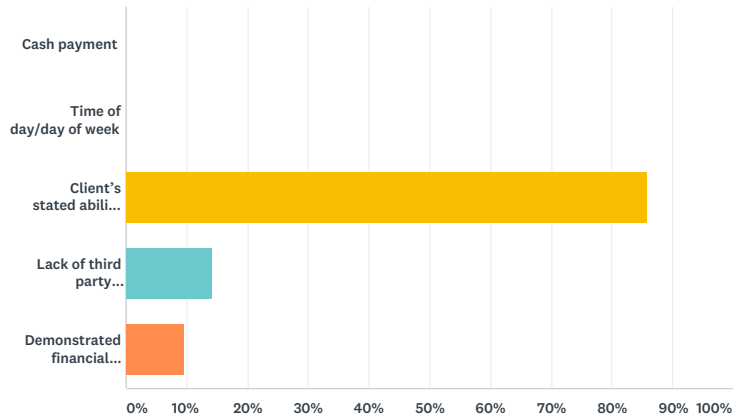
Answered: 38 Skipped: 4



ANSWER CHOICES	RESPONSES	
I do not offer a reduced fee or sliding scale	28.95%	11
Under \$10	2.63%	1
\$10-\$19	5.26%	2
\$20-\$29	10.53%	4
\$30-\$39	0.00%	0
\$40-\$49	15.79%	6
\$50-\$59	7.89%	3
\$60 or more	13.16%	5
Not applicable	15.79%	6
<b>TOTAL</b>		<b>38</b>

Q65 How is your reduced fee or sliding scale determined? (check all that apply)

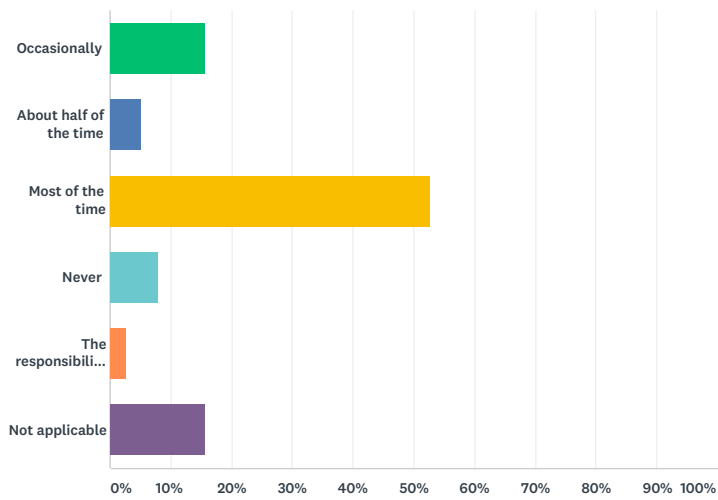
Answered: 21 Skipped: 21



ANSWER CHOICES	RESPONSES
Cash payment	0.00% 0
Time of day/day of week	0.00% 0
Client's stated ability to pay with no verification	85.71% 18
Lack of third party reimbursement	14.29% 3
Demonstrated financial hardship, such as a tax return, etc.	9.52% 2
Total Respondents: 21	

**Q66 How often are you or your employer partially or fully reimbursed by a third-party payer (e.g., an insurance plan, Medi-Cal, Victims of Crime, etc.)?**

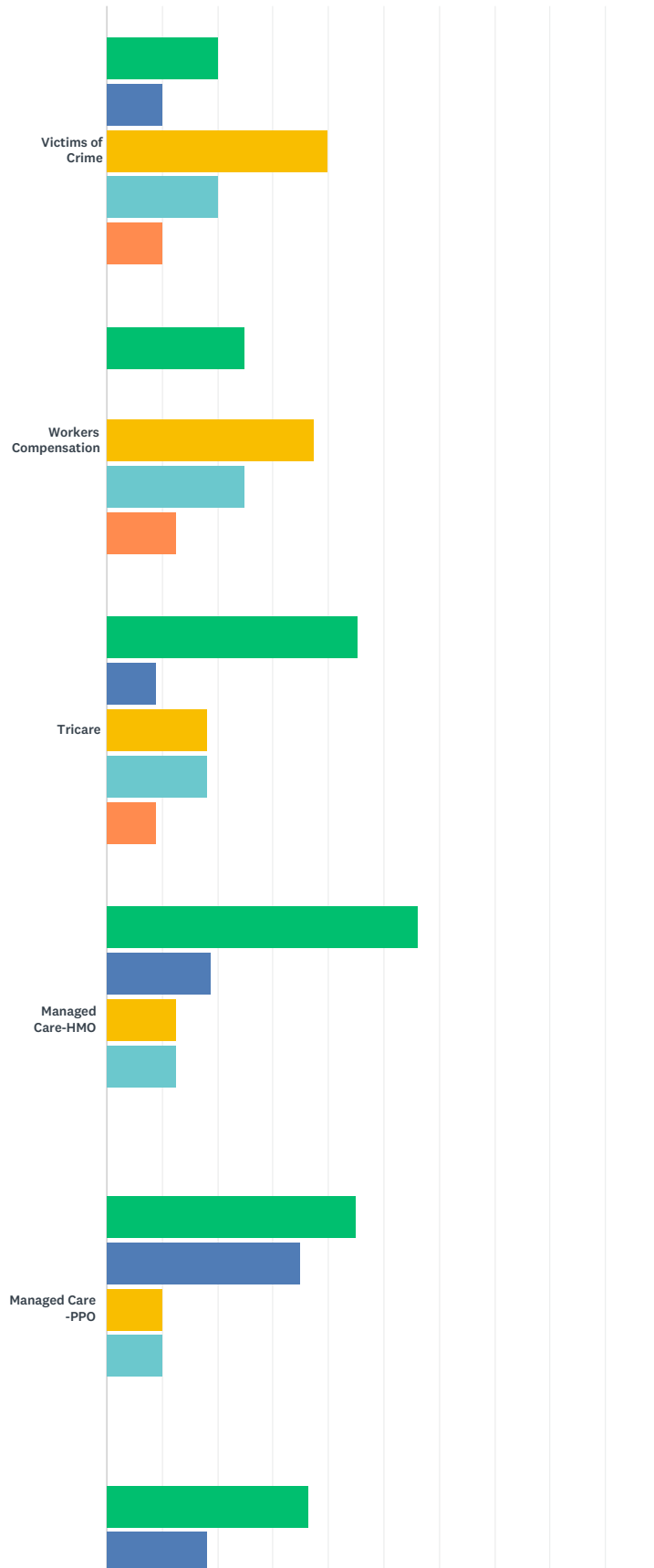
Answered: 38 Skipped: 4



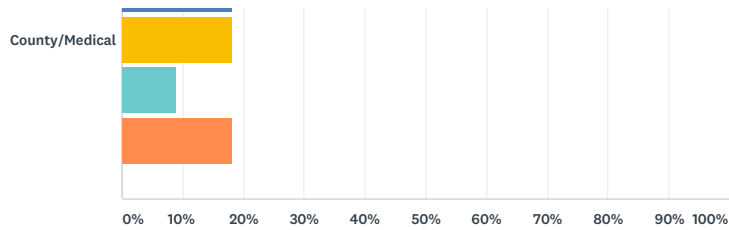
ANSWER CHOICES	RESPONSES	
Occasionally	15.79%	6
About half of the time	5.26%	2
Most of the time	52.63%	20
Never	7.89%	3
The responsibility of insurance claims is handled by the patient	2.63%	1
Not applicable	15.79%	6
<b>TOTAL</b>		<b>38</b>

### Q67 What is the average length of time you or your employer must wait following initial billing before you are reimbursed? (check all that apply)

Answered: 24 Skipped: 18





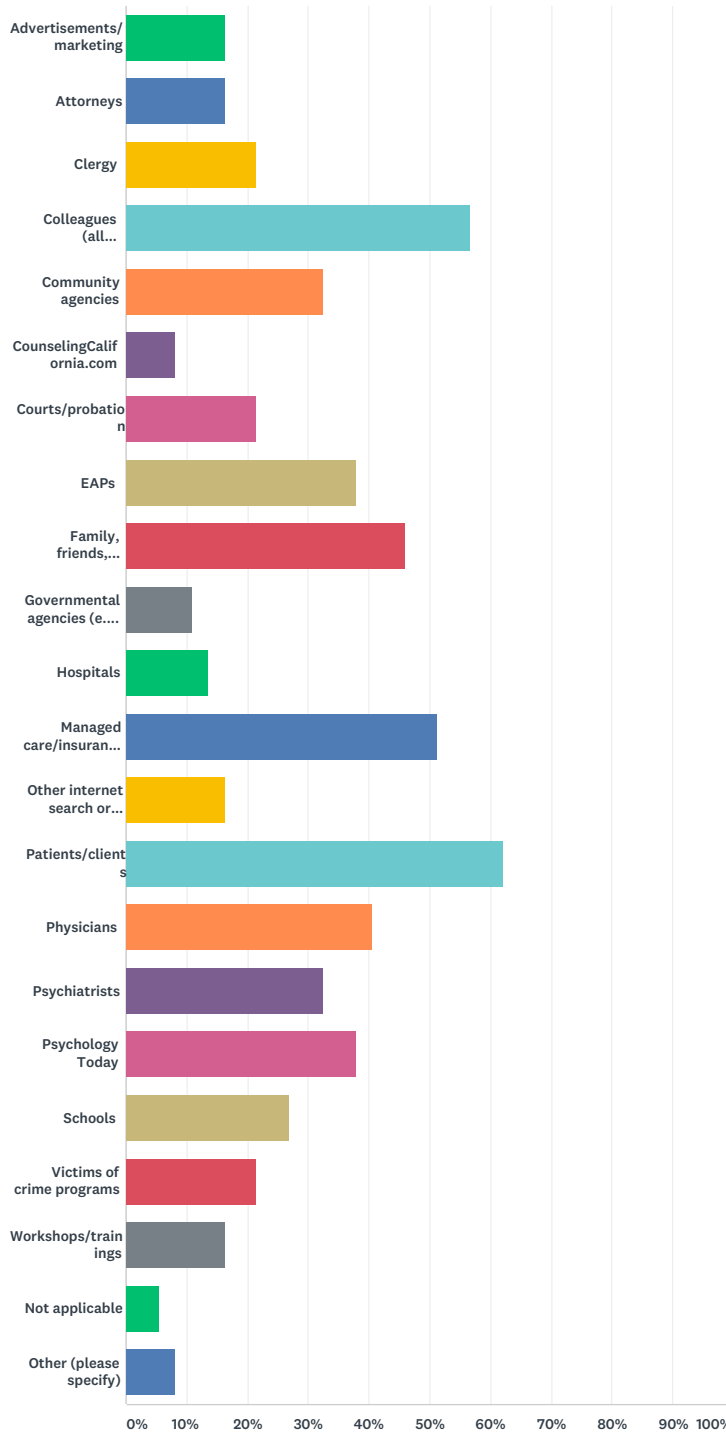


■ Within 30 days   
 ■ Within 60 days   
 ■ Within 90 days   
 ■ Within 120 days  
■ Within 150 or more days

	WITHIN 30 DAYS	WITHIN 60 DAYS	WITHIN 90 DAYS	WITHIN 120 DAYS	WITHIN 150 OR MORE DAYS	TOTAL
Victims of Crime	20.00% 2	10.00% 1	40.00% 4	20.00% 2	10.00% 1	10
Workers Compensation	25.00% 2	0.00% 0	37.50% 3	25.00% 2	12.50% 1	8
Tricare	45.45% 5	9.09% 1	18.18% 2	18.18% 2	9.09% 1	11
Managed Care-HMO	56.25% 9	18.75% 3	12.50% 2	12.50% 2	0.00% 0	16
Managed Care -PPO	45.00% 9	35.00% 7	10.00% 2	10.00% 2	0.00% 0	20
County/Medical	36.36% 4	18.18% 2	18.18% 2	9.09% 1	18.18% 2	11

Q68 What is your source for client referrals? (Check all that apply)

Answered: 37 Skipped: 5



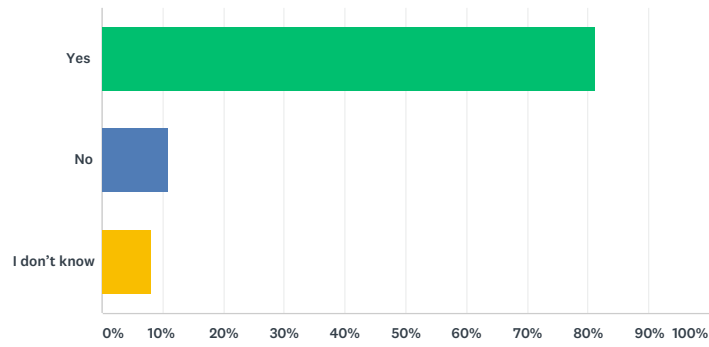
ANSWER CHOICES	RESPONSES
Advertisements/marketing	16.22% 6
Attorneys	16.22% 6
Clergy	21.62% 8
Colleagues (all disciplines)	56.76% 21
Community agencies	32.43% 12
CounselingCalifornia.com	8.11% 3

Courts/probation	21.62%	8
EAPs	37.84%	14
Family, friends, neighbors	45.95%	17
Governmental agencies (e.g., CPS, DSS)	10.81%	4
Hospitals	13.51%	5
Managed care/insurance company	51.35%	19
Other internet search or therapist locator	16.22%	6
Patients/clients	62.16%	23
Physicians	40.54%	15
Psychiatrists	32.43%	12
Psychology Today	37.84%	14
Schools	27.03%	10
Victims of crime programs	21.62%	8
Workshops/trainings	16.22%	6
Not applicable	5.41%	2
Other (please specify)	8.11%	3
Total Respondents: 37		

#	OTHER (PLEASE SPECIFY)	DATE
1	Teacher/parent referred	5/13/2017 11:42 AM
2	Please note, I no longer provide direct client care but serve as a consultant to those who are providing direct client care.	4/26/2017 8:41 PM
3	Professional organizations (such as WPATH, GSA, PFLAG, etc)	4/21/2017 9:15 PM

Q69 Are you considered to be a "HIPAA Covered Entity" in your practice?

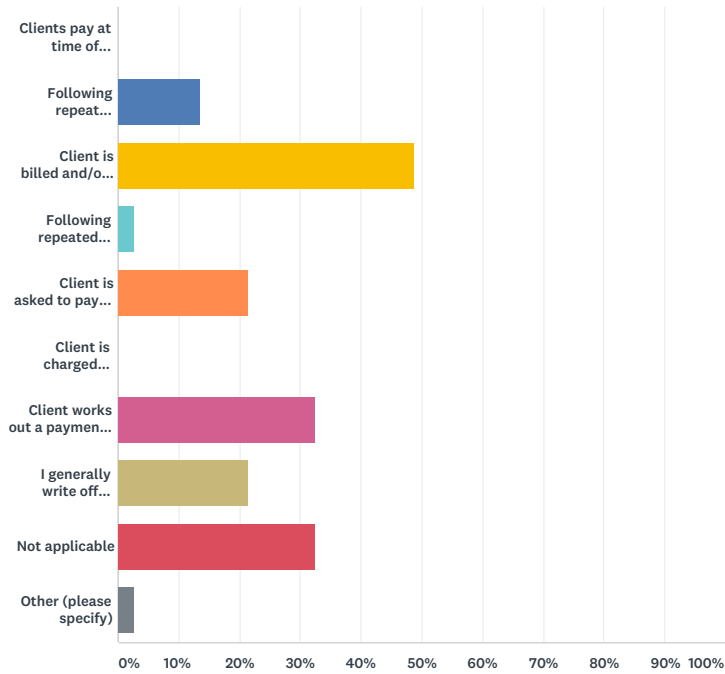
Answered: 37 Skipped: 5



ANSWER CHOICES	RESPONSES	
Yes	81.08%	30
No	10.81%	4
I don't know	8.11%	3
<b>TOTAL</b>		<b>37</b>

Q70 Which of the following is used by you and/or your employer for clients who do not pay bills in a timely manner: (Check all that apply)

Answered: 37 Skipped: 5

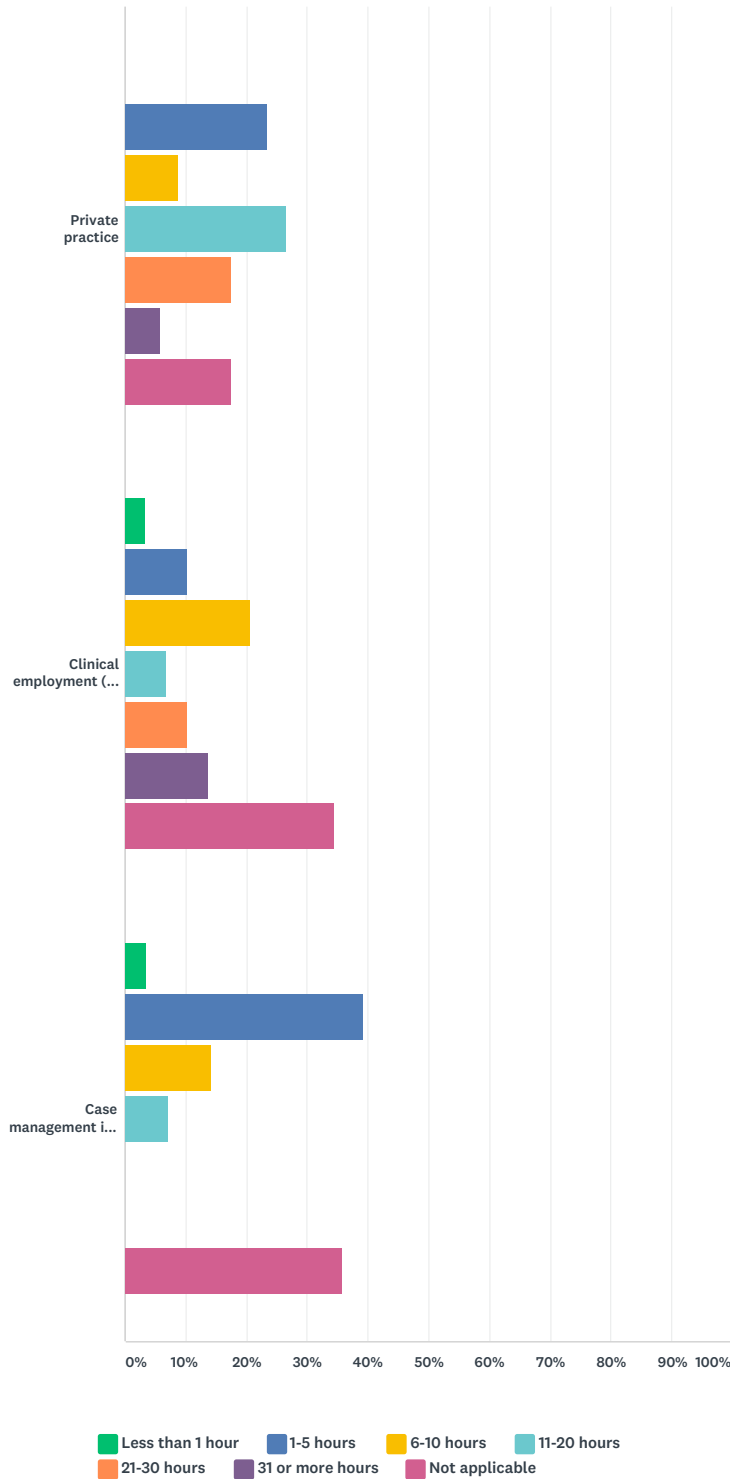


ANSWER CHOICES	RESPONSES
Clients pay at time of treatment only	0.00% 0
Following repeat billings, balance is turned over to a collection agency	13.51% 5
Client is billed and/or receives letter(s) requesting payment	48.65% 18
Following repeated billings, small claims court action is pursued	2.70% 1
Client is asked to pay balance by charging to a credit card	21.62% 8
Client is charged interest on aging balance	0.00% 0
Client works out a payment plan to pay off balance	32.43% 12
I generally write off unpaid balance	21.62% 8
Not applicable	32.43% 12
Other (please specify)	2.70% 1
Total Respondents: 37	

#	OTHER (PLEASE SPECIFY)	DATE
1	I am not sure.	4/24/2017 8:40 PM

Q71 What is the average number of hours of therapy you provide per week:

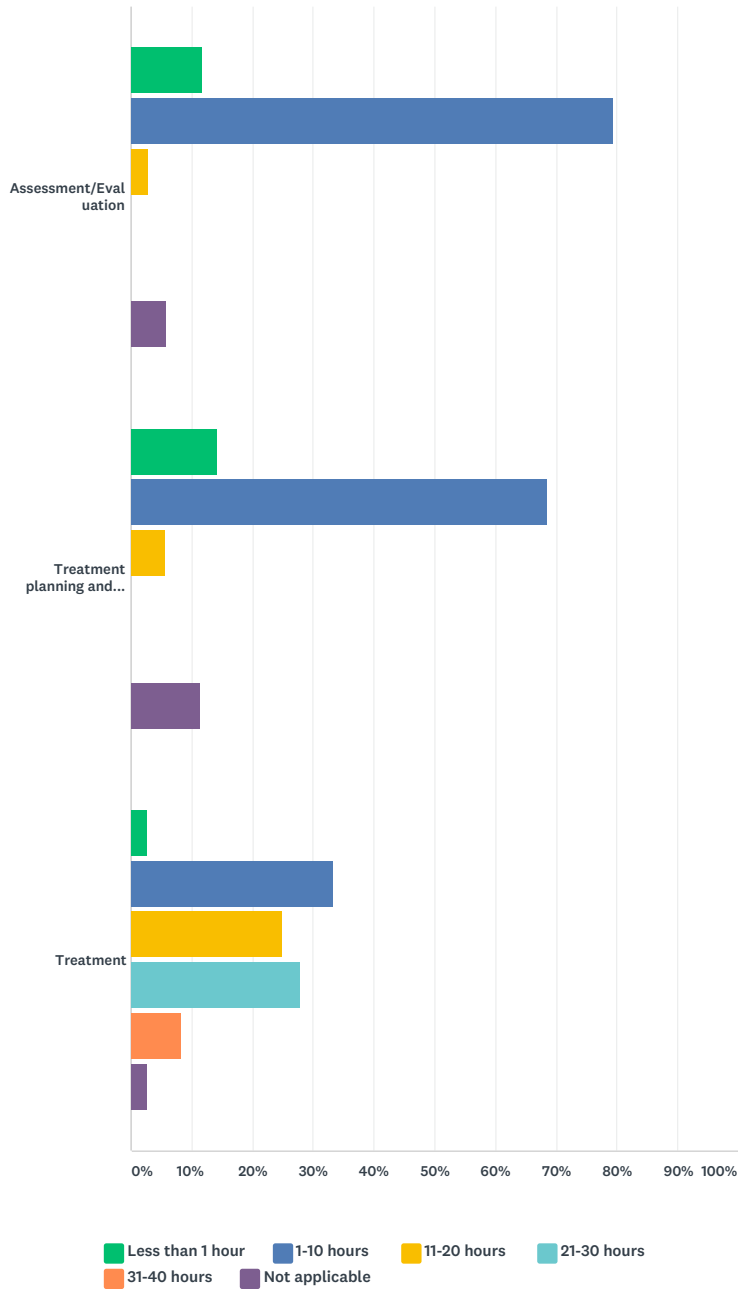
Answered: 36 Skipped: 6



	LESS THAN 1 HOUR	1-5 HOURS	6-10 HOURS	11-20 HOURS	21-30 HOURS	31 OR MORE HOURS	NOT APPLICABLE	TOTAL
Private practice	0.00% 0	23.53% 8	8.82% 3	26.47% 9	17.65% 6	5.88% 2	17.65% 6	34
Clinical employment (not private practice)	3.45% 1	10.34% 3	20.69% 6	6.90% 2	10.34% 3	13.79% 4	34.48% 10	29
Case management in both	3.57% 1	39.29% 11	14.29% 4	7.14% 2	0.00% 0	0.00% 0	35.71% 10	28

Q72 For all direct patient care, indicate the average number of hours spent per week (excluding calls) on each major activity:

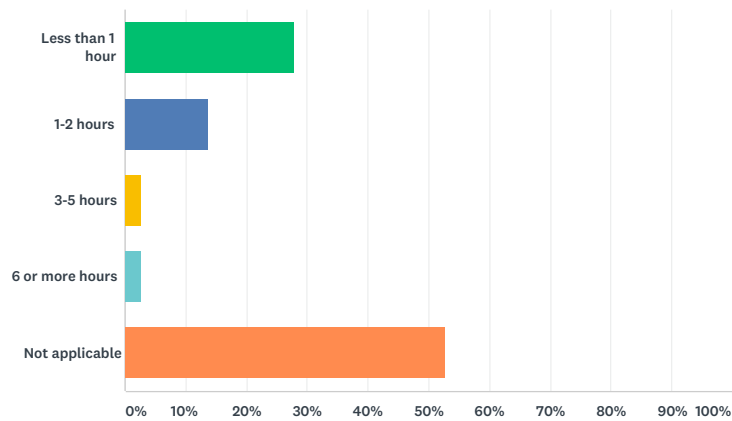
Answered: 36 Skipped: 6



	LESS THAN 1 HOUR	1-10 HOURS	11-20 HOURS	21-30 HOURS	31-40 HOURS	NOT APPLICABLE	TOTAL
Assessment/Evaluation	11.76% 4	79.41% 27	2.94% 1	0.00% 0	0.00% 0	5.88% 2	34
Treatment planning and team consultation	14.29% 5	68.57% 24	5.71% 2	0.00% 0	0.00% 0	11.43% 4	35
Treatment	2.78% 1	33.33% 12	25.00% 9	27.78% 10	8.33% 3	2.78% 1	36

### Q73 What is the average number of hours per week devoted to administering and evaluation psychological tests?

Answered: 36 Skipped: 6

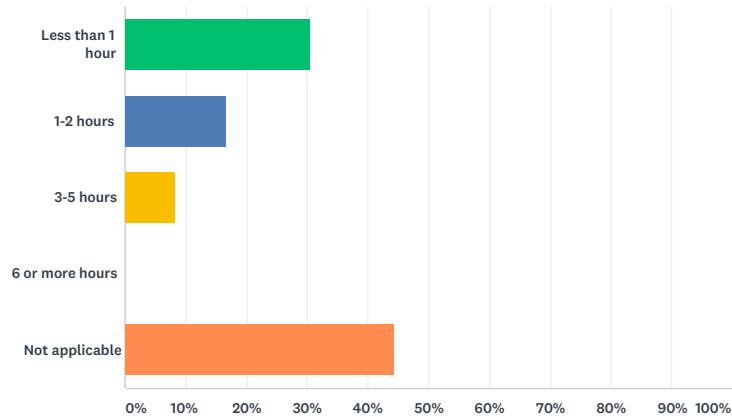


ANSWER CHOICES	RESPONSES	
Less than 1 hour	27.78%	10
1-2 hours	13.89%	5
3-5 hours	2.78%	1
6 or more hours	2.78%	1
Not applicable	52.78%	19
<b>TOTAL</b>		<b>36</b>



**Q74 What is the average number of hours per week you devote to telehealth services (i.e., therapy by telephone or over the Internet)?**

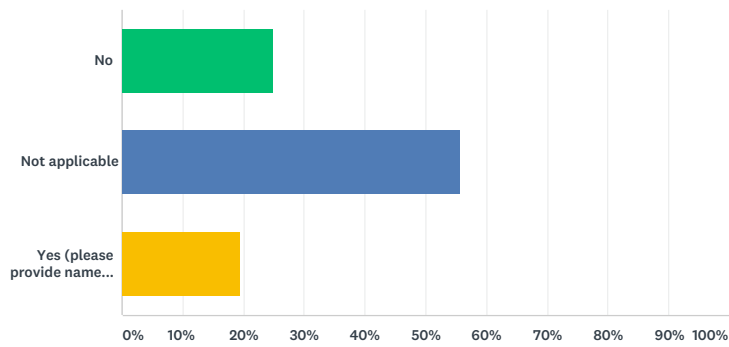
Answered: 36 Skipped: 6



ANSWER CHOICES	RESPONSES	
Less than 1 hour	30.56%	11
1-2 hours	16.67%	6
3-5 hours	8.33%	3
6 or more hours	0.00%	0
Not applicable	44.44%	16
<b>TOTAL</b>		<b>36</b>

### Q75 Are you reimbursed for telehealth services?

Answered: 36 Skipped: 6

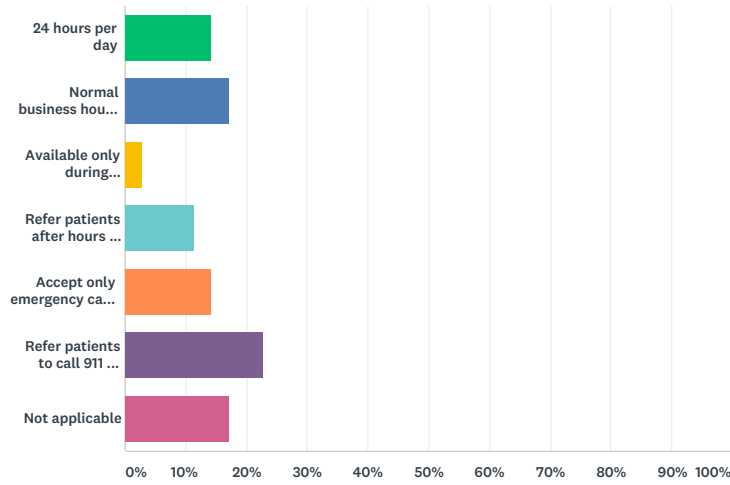


ANSWER CHOICES	RESPONSES	
No	25.00%	9
Not applicable	55.56%	20
Yes (please provide name of companies that reimburse)	19.44%	7
<b>TOTAL</b>		<b>36</b>

#	YES (PLEASE PROVIDE NAME OF COMPANIES THAT REIMBURSE)	DATE
1	Magellan	5/11/2017 2:44 PM
2	Medical	4/26/2017 4:27 PM
3	MediCal	4/24/2017 8:43 PM
4	private patients	4/22/2017 11:13 PM
5	Medi-Cal, CalVCB	4/22/2017 9:38 PM
6	Cigna, Beacon, Comppsych, ,maybe others	4/21/2017 4:42 PM
7	sometimes Anthem Blue Cross will reimburse.	4/21/2017 2:47 PM

### Q76 What hours are you on-call or available to clients?

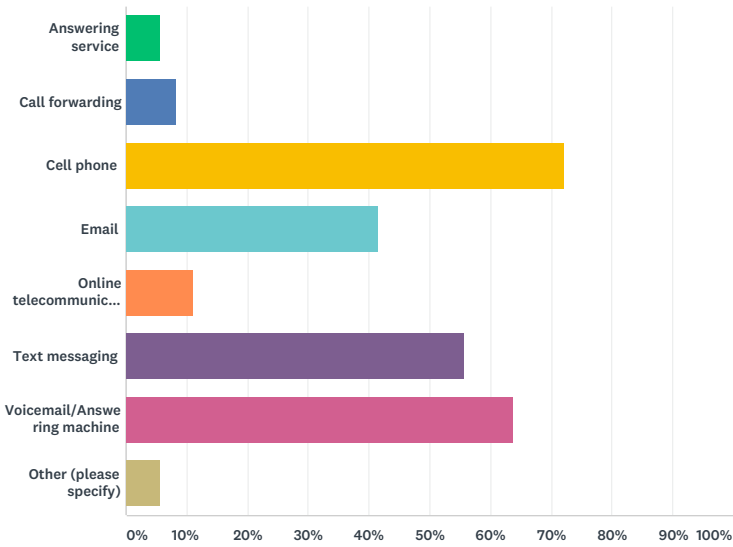
Answered: 35 Skipped: 7



ANSWER CHOICES	RESPONSES
24 hours per day	14.29% 5
Normal business hours only	17.14% 6
Available only during appointed hours	2.86% 1
Refer patients after hours to service for emergency calls	11.43% 4
Accept only emergency calls after hours	14.29% 5
Refer patients to call 911 in case of emergency after hours	22.86% 8
Not applicable	17.14% 6
<b>TOTAL</b>	<b>35</b>

### Q77 What means do you use to be accessible to clients? (Check all that apply)

Answered: 36 Skipped: 6

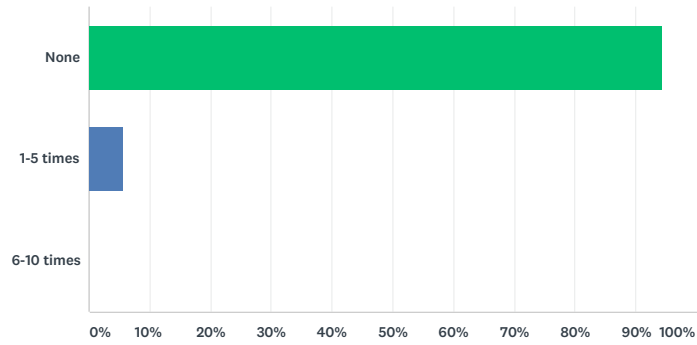


ANSWER CHOICES	RESPONSES
Answering service	5.56% 2
Call forwarding	8.33% 3
Cell phone	72.22% 26
Email	41.67% 15
Online telecommunication (e.g., Skype, Facetime)	11.11% 4
Text messaging	55.56% 20
Voicemail/Answering machine	63.89% 23
Other (please specify)	5.56% 2
Total Respondents: 36	

#	OTHER (PLEASE SPECIFY)	DATE
1	Please note, I no longer provide direct client care but serve as a consultant to those who are providing direct client care.	4/26/2017 8:43 PM
2	None	4/22/2017 7:34 AM

Q78 How many times have you had to file an incident report with malpractice insurance?

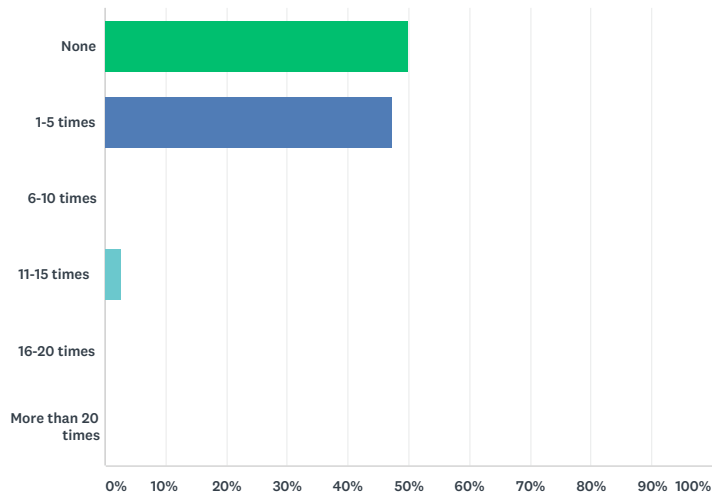
Answered: 36 Skipped: 6



ANSWER CHOICES	RESPONSES	
None	94.44%	34
1-5 times	5.56%	2
6-10 times	0.00%	0
<b>TOTAL</b>		<b>36</b>

### Q79 How many times have you been subpoenaed?

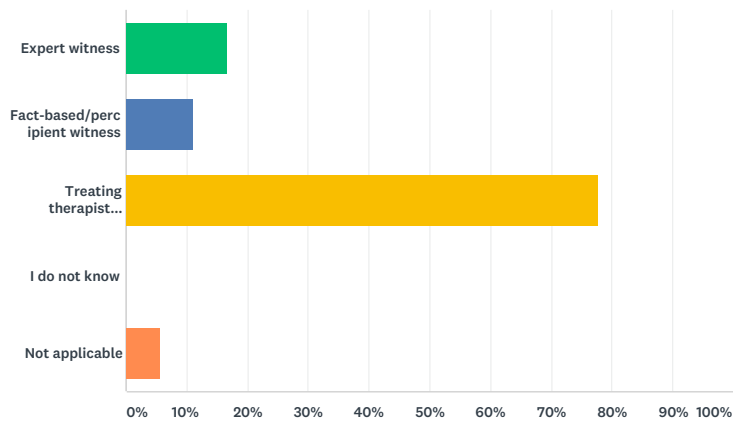
Answered: 36 Skipped: 6



ANSWER CHOICES	RESPONSES	
None	50.00%	18
1-5 times	47.22%	17
6-10 times	0.00%	0
11-15 times	2.78%	1
16-20 times	0.00%	0
More than 20 times	0.00%	0
<b>TOTAL</b>		<b>36</b>

### Q80 What type of witness were you in a majority of these claims?

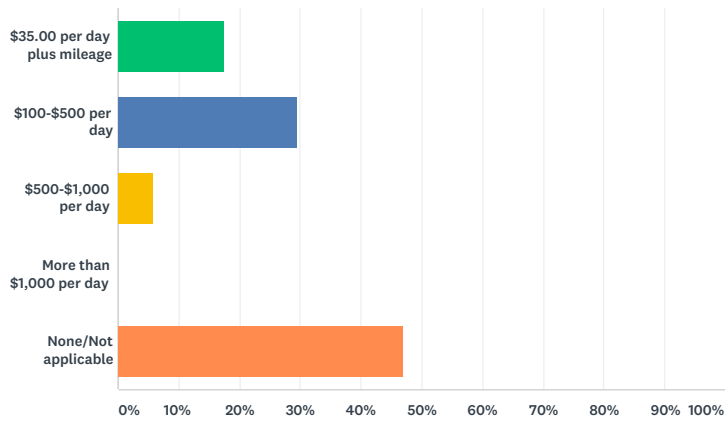
Answered: 18 Skipped: 24



ANSWER CHOICES	RESPONSES	
Expert witness	16.67%	3
Fact-based/percipient witness	11.11%	2
Treating therapist witness	77.78%	14
I do not know	0.00%	0
Not applicable	5.56%	1
Total Respondents: 18		

Q81 On average, how much were you paid to serve as a witness?

Answered: 17 Skipped: 25

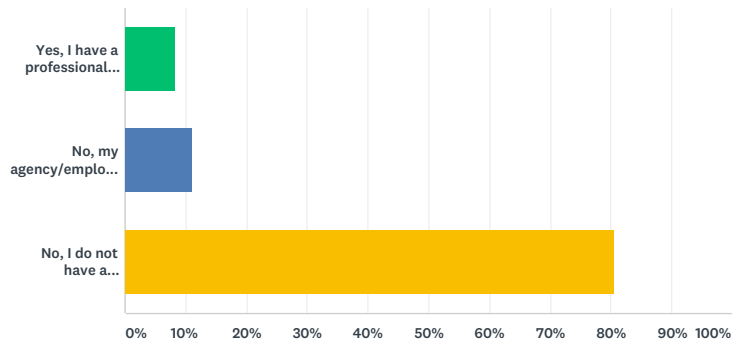


ANSWER CHOICES	RESPONSES	COUNT
\$35.00 per day plus mileage	17.65%	3
\$100-\$500 per day	29.41%	5
\$500-\$1,000 per day	5.88%	1
More than \$1,000 per day	0.00%	0
None/Not applicable	47.06%	8
<b>TOTAL</b>		<b>17</b>



### Q82 Do you have a professional will in place?

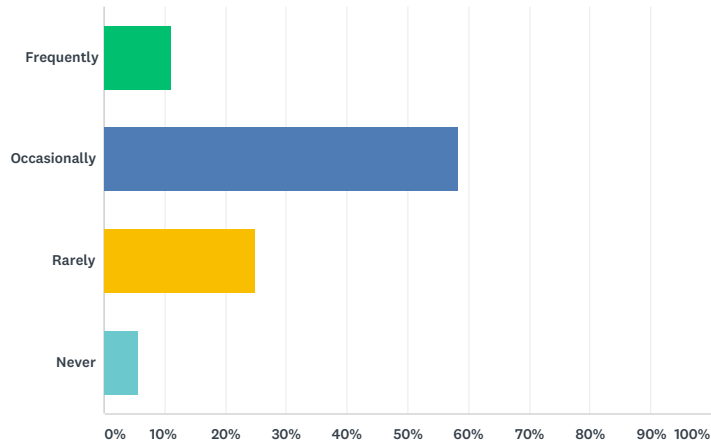
Answered: 36 Skipped: 6



ANSWER CHOICES	RESPONSES	
Yes, I have a professional will in place	8.33%	3
No, my agency/employer has a policy in place	11.11%	4
No, I do not have a professional will in place	80.56%	29
<b>TOTAL</b>		<b>36</b>

Q83 How often do you seek legal, ethical, or clinical consultation each month?

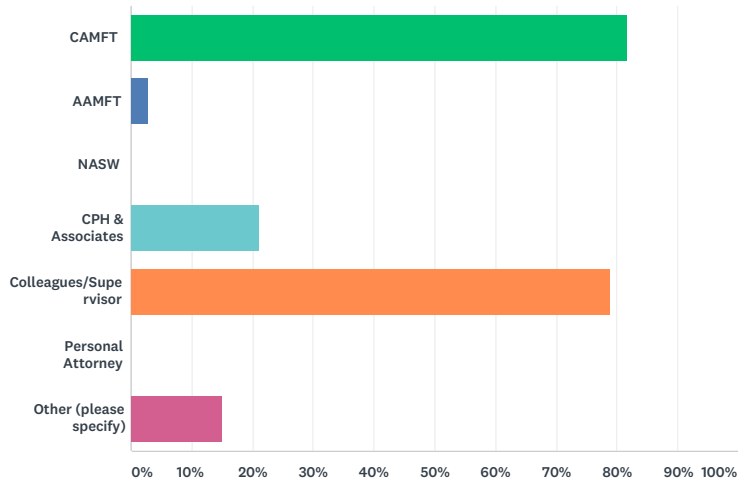
Answered: 36 Skipped: 6



ANSWER CHOICES	RESPONSES	
Frequently	11.11%	4
Occasionally	58.33%	21
Rarely	25.00%	9
Never	5.56%	2
TOTAL		36

Q84 From whom do you receive consultation? (Check all that apply)

Answered: 33 Skipped: 9

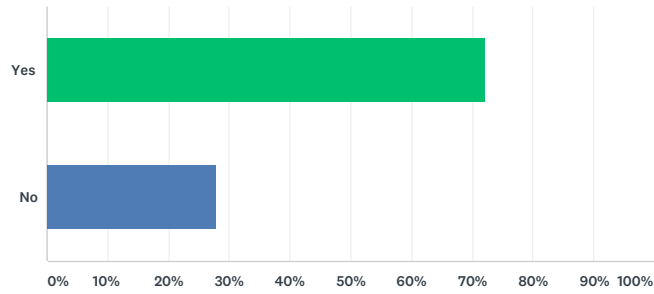


ANSWER CHOICES	RESPONSES
CAMFT	81.82% 27
AAMFT	3.03% 1
NASW	0.00% 0
CPH & Associates	21.21% 7
Colleagues/Supervisor	78.79% 26
Personal Attorney	0.00% 0
Other (please specify)	15.15% 5
Total Respondents: 33	

#	OTHER (PLEASE SPECIFY)	DATE
1	HIPAA Officer, Managed Care, Compliance Officer, County legal counsel -- we often interact in the course of my every day work	4/26/2017 8:45 PM
2	BBS	4/26/2017 3:42 PM
3	County attorney	4/23/2017 6:06 PM
4	colleagues	4/22/2017 9:39 PM
5	Colleagues when needed	4/21/2017 5:04 PM

### Q85 If you could participate in Medicare as a reimbursable provider, would you?

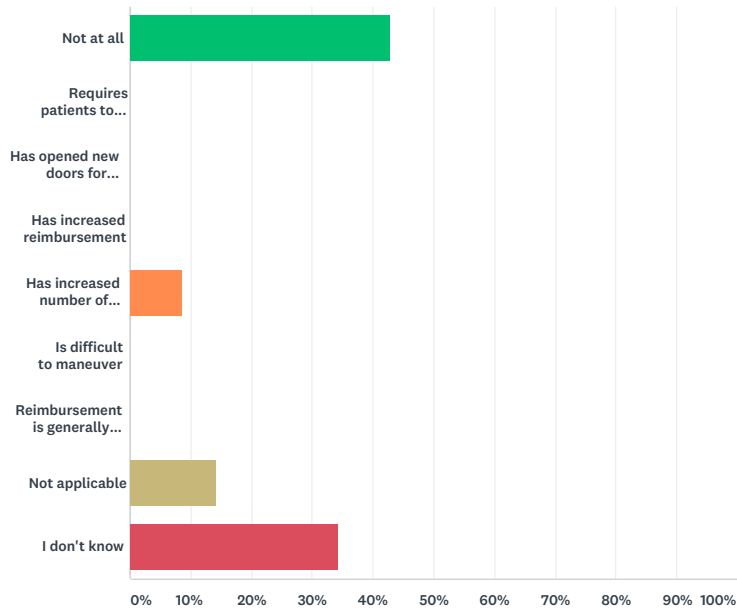
Answered: 36 Skipped: 6



ANSWER CHOICES	RESPONSES	
Yes	72.22%	26
No	27.78%	10
TOTAL		36

### Q86 How has the passage of the parity law affected your employment/practice? (Check all that apply)

Answered: 35 Skipped: 7

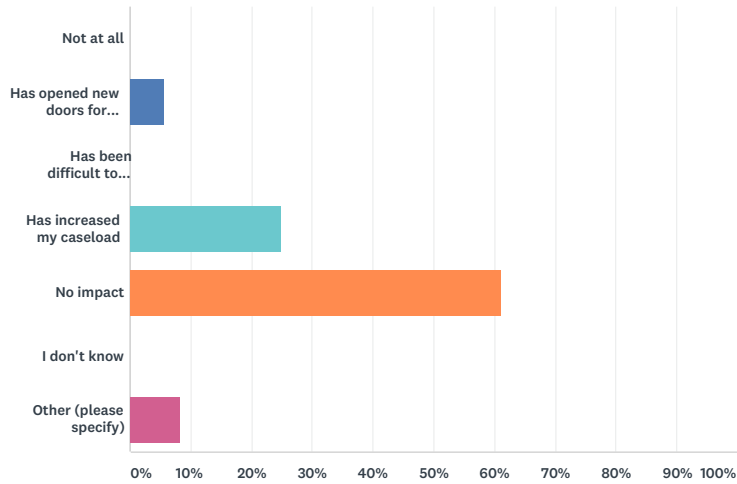


ANSWER CHOICES	RESPONSES	
Not at all	42.86%	15
Requires patients to first be evaluated by physicians/psychologist	0.00%	0
Has opened new doors for employment/treatment	0.00%	0
Has increased reimbursement	0.00%	0
Has increased number of clients	8.57%	3
Is difficult to maneuver	0.00%	0
Reimbursement is generally denied regardless of "parity"	0.00%	0
Not applicable	14.29%	5
I don't know	34.29%	12
<b>TOTAL</b>		<b>35</b>

#	OTHER (PLEASE SPECIFY)	DATE
1	Insurance companies seem to be more willing to provide services without re-authorization.	4/26/2017 8:01 PM

Q87 How has the implementation of the Affordable Care Act affected your employment/practice? Check all that apply.

Answered: 36 Skipped: 6

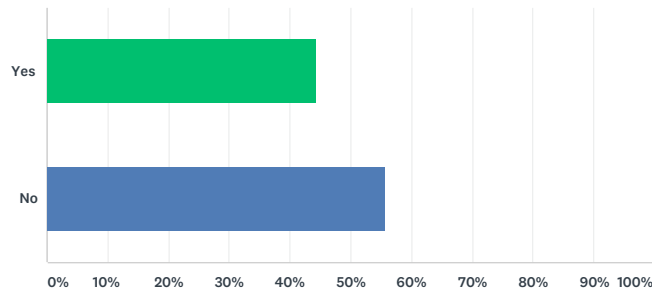


ANSWER CHOICES	RESPONSES
Not at all	0.00% 0
Has opened new doors for employment/treatment	5.56% 2
Has been difficult to understand	0.00% 0
Has increased my caseload	25.00% 9
No impact	61.11% 22
I don't know	0.00% 0
Other (please specify)	8.33% 3
<b>TOTAL</b>	<b>36</b>

#	OTHER (PLEASE SPECIFY)	DATE
1	As a County Employee in the Dept of Behavioral Health, it has impacted our demographics.	4/26/2017 8:47 PM
2	No impact on private practice - increased participation on the county clinic side	4/23/2017 6:07 PM
3	Has frozen out clients because of high deductibles.	4/21/2017 2:52 PM

### Q88 Do you supervise interns and/or trainees?

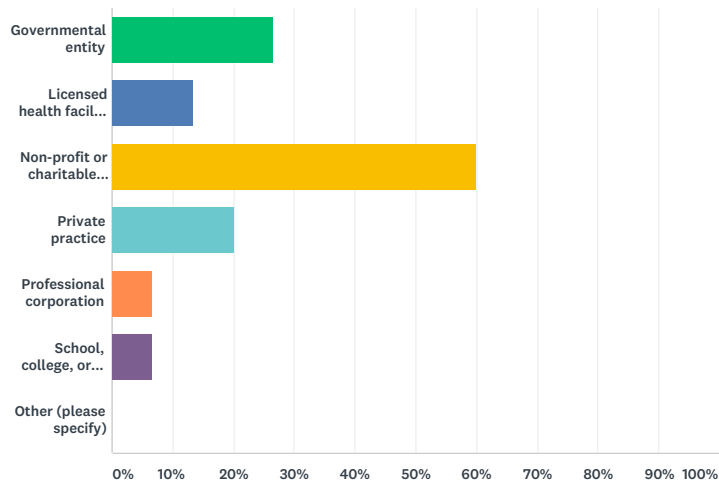
Answered: 36 Skipped: 6



ANSWER CHOICES	RESPONSES	
Yes	44.44%	16
No	55.56%	20
TOTAL		36

### Q89 In which setting do you provide supervision?

Answered: 15 Skipped: 27



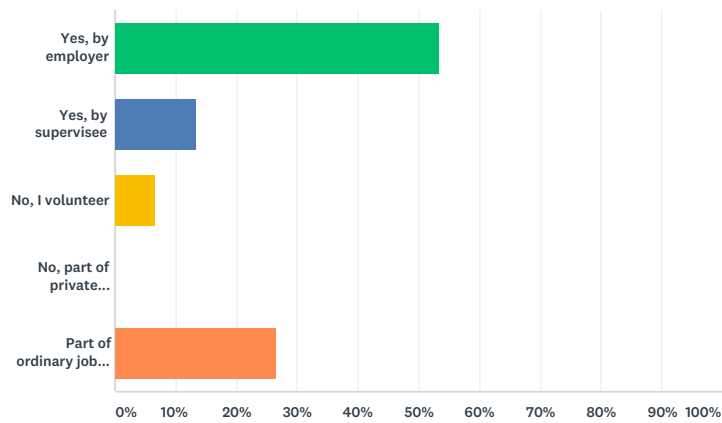
ANSWER CHOICES	RESPONSES
Governmental entity	26.67% 4
Licensed health facility (e.g., hospital)	13.33% 2
Non-profit or charitable corporation	60.00% 9
Private practice	20.00% 3
Professional corporation	6.67% 1
School, college, or university	6.67% 1
Other (please specify)	0.00% 0
Total Respondents: 15	

#	OTHER (PLEASE SPECIFY)	DATE
	There are no responses.	



### Q90 Are you paid for the supervision you provide?

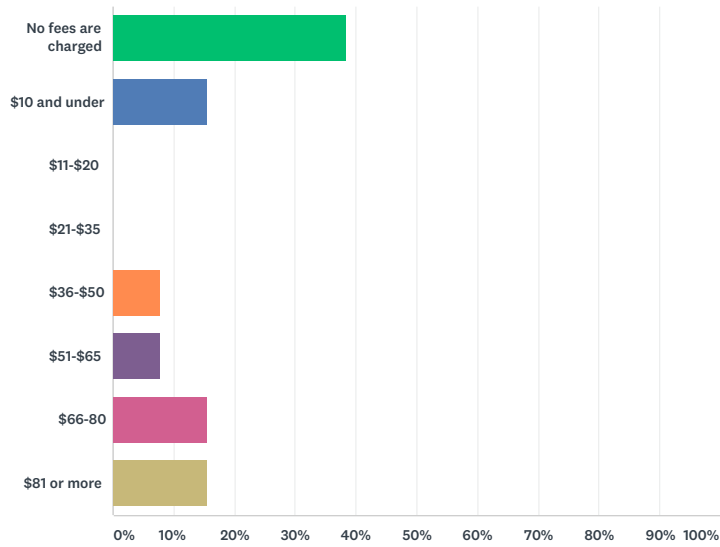
Answered: 15 Skipped: 27



ANSWER CHOICES	RESPONSES	
Yes, by employer	53.33%	8
Yes, by supervisee	13.33%	2
No, I volunteer	6.67%	1
No, part of private practice overhead	0.00%	0
Part of ordinary job duties	26.67%	4
<b>TOTAL</b>		<b>15</b>

Q91 What is the usual and customary fee charged to clients for the services of the intern(s) and/or trainee(s) you supervise?

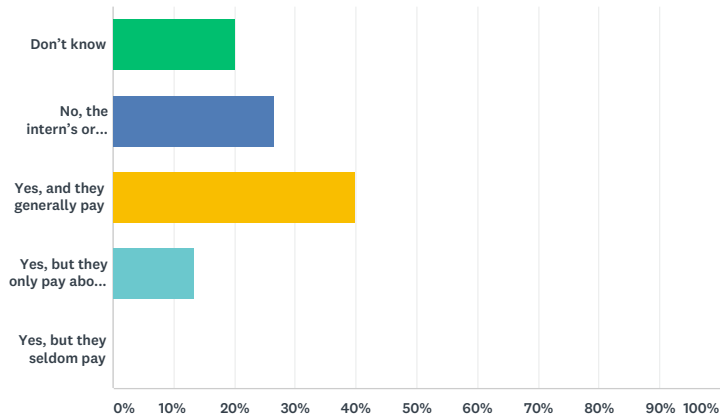
Answered: 13 Skipped: 29



ANSWER CHOICES	RESPONSES	
No fees are charged	38.46%	5
\$10 and under	15.38%	2
\$11-\$20	0.00%	0
\$21-\$35	0.00%	0
\$36-\$50	7.69%	1
\$51-\$65	7.69%	1
\$66-80	15.38%	2
\$81 or more	15.38%	2
<b>TOTAL</b>		<b>13</b>

### Q92 Are third-party payers generally billed for the interns' or trainees' services?

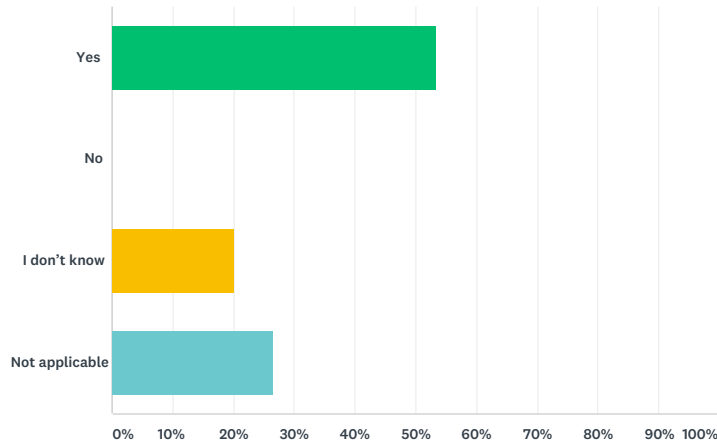
Answered: 15 Skipped: 27



ANSWER CHOICES	RESPONSES	
Don't know	20.00%	3
No, the intern's or trainee's services are not billed to third parties	26.67%	4
Yes, and they generally pay	40.00%	6
Yes, but they only pay about fifty percent of the time	13.33%	2
Yes, but they seldom pay	0.00%	0
<b>TOTAL</b>		<b>15</b>

Q93 If third parties are billed for intern or trainee services, is it disclosed that the intern or trainee was the provider?

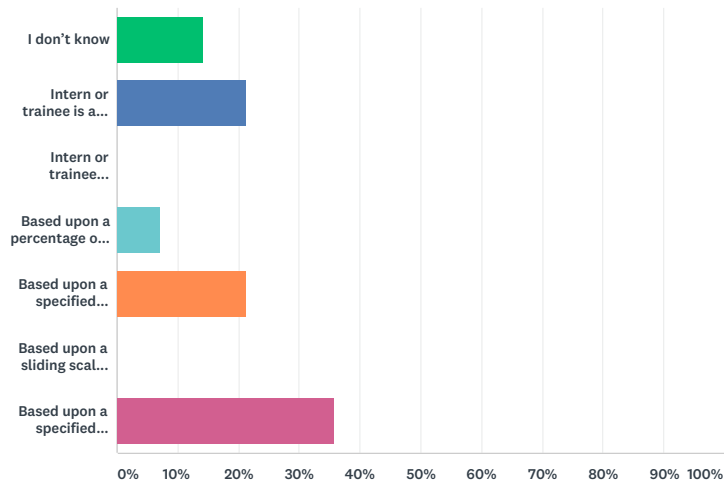
Answered: 15 Skipped: 27



ANSWER CHOICES	RESPONSES	
Yes	53.33%	8
No	0.00%	0
I don't know	20.00%	3
Not applicable	26.67%	4
TOTAL		15

### Q94 How is the intern's or trainee's wage determined?

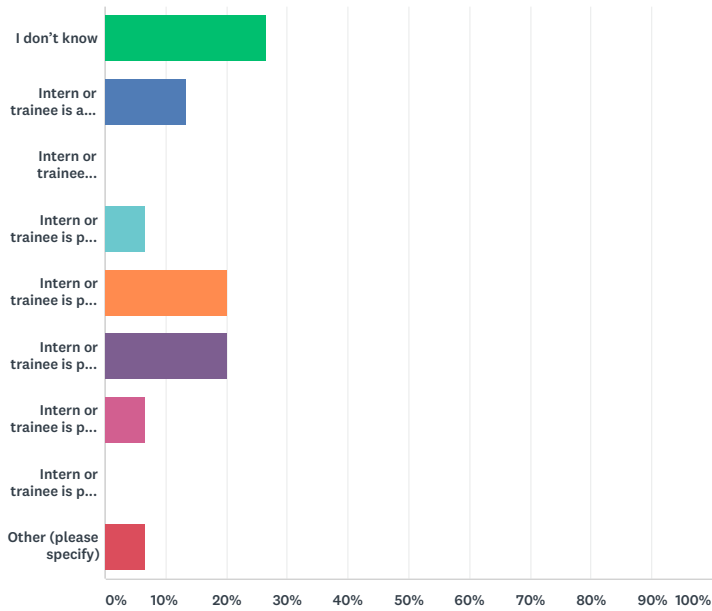
Answered: 14 Skipped: 28



ANSWER CHOICES	RESPONSES	
I don't know	14.29%	2
Intern or trainee is an unpaid volunteer	21.43%	3
Intern or trainee received only a nominal stipend to cover/offset volunteer expenses	0.00%	0
Based upon a percentage of the fees generated	7.14%	1
Based upon a specified amount per hour	21.43%	3
Based upon a sliding scale depending upon client volume	0.00%	0
Based upon a specified amount per week/month/year	35.71%	5
<b>TOTAL</b>		<b>14</b>

Q95 If the intern or trainee is paid, approximately how much does an intern or trainee get paid per hour?

Answered: 15 Skipped: 27

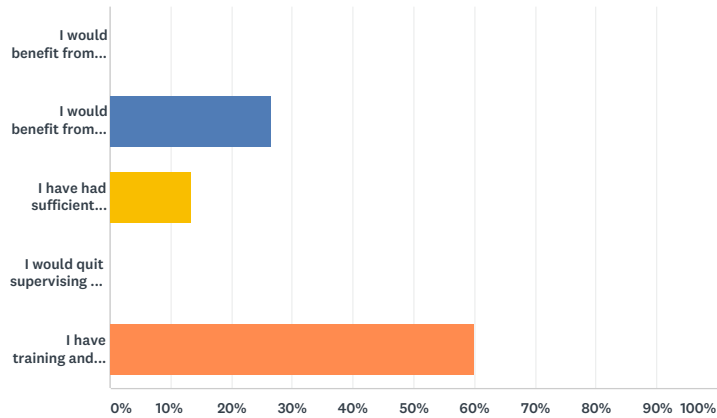


ANSWER CHOICES		RESPONSES	
I don't know		26.67%	4
Intern or trainee is an unpaid volunteer		13.33%	2
Intern or trainee receives approximately \$500 or less per month for actual expenses incurred as a volunteer		0.00%	0
Intern or trainee is paid approximately \$8-\$15 per hour		6.67%	1
Intern or trainee is paid approximately \$16-\$25 per hour		20.00%	3
Intern or trainee is paid approximately \$26-\$35 per hour		20.00%	3
Intern or trainee is paid approximately \$36-\$45 per hour		6.67%	1
Intern or trainee is paid \$46 or more per hour		0.00%	0
Other (please specify)		6.67%	1
<b>TOTAL</b>			<b>15</b>

#	OTHER (PLEASE SPECIFY)	DATE
1	Depends on the interns position on the Agency salary ladder. typically about \$40k annually.	4/21/2017 2:57 PM

### Q96 Do you believe you have sufficient education, training, and experience to adequately provide supervision?

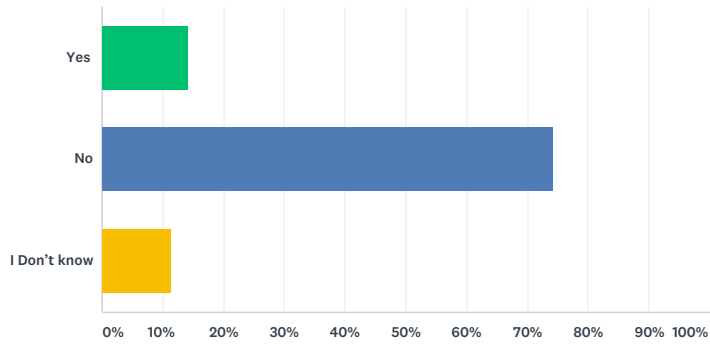
Answered: 15 Skipped: 27



ANSWER CHOICES	RESPONSES	
I would benefit from training, but do not have the time	0.00%	0
I would benefit from training and am interested in such an opportunity	26.67%	4
I have had sufficient training and experience in supervision and am not interested in more training	13.33%	2
I would quit supervising if I had to engage in more training	0.00%	0
I have training and would like more	60.00%	9
<b>TOTAL</b>		<b>15</b>

### Q97 Are you and/or your employer an approved continuing education provider?

Answered: 35 Skipped: 7

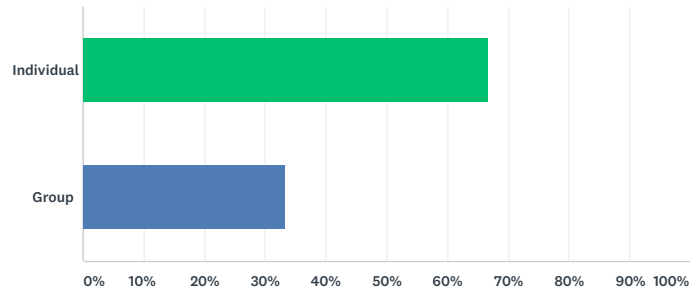


ANSWER CHOICES	RESPONSES	
Yes	14.29%	5
No	74.29%	26
I Don't know	11.43%	4
<b>TOTAL</b>		<b>35</b>



### Q98 Are you an individual or group provider (group equals 2 or more people)?

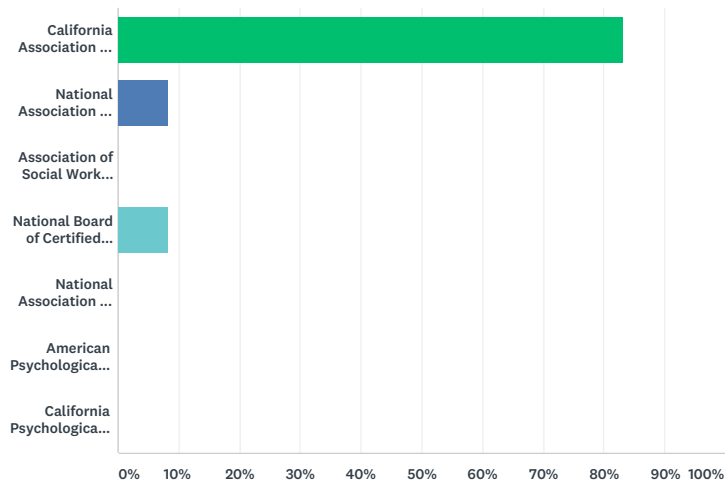
Answered: 24 Skipped: 18



ANSWER CHOICES	RESPONSES	
Individual	66.67%	16
Group	33.33%	8
TOTAL		24

Q99 Which approval agency issued your CE provider number?

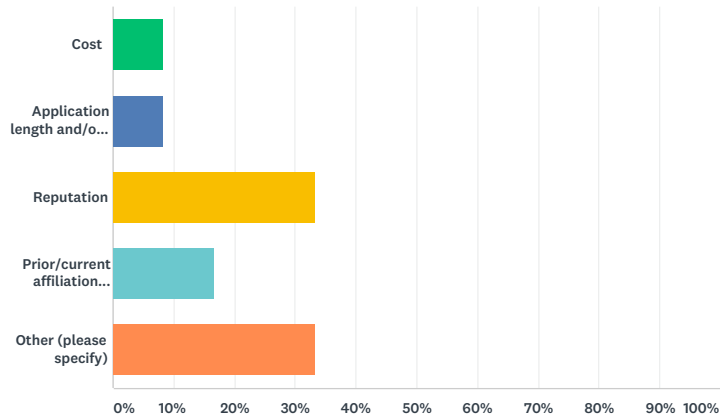
Answered: 12 Skipped: 30



ANSWER CHOICES	RESPONSES	
California Association of Marriage and Family Therapists (CAMFT)	83.33%	10
National Association of Social Workers (NASW)	8.33%	1
Association of Social Work Boards (SWB)	0.00%	0
National Board of Certified Counselors (NBCC)	8.33%	1
National Association of School Psychologists (NASP)	0.00%	0
American Psychological Association (APA)	0.00%	0
California Psychological Association (CPA)	0.00%	0
<b>TOTAL</b>		<b>12</b>

### Q100 What was your primary consideration in deciding which provider approval agency to choose?

Answered: 12 Skipped: 30

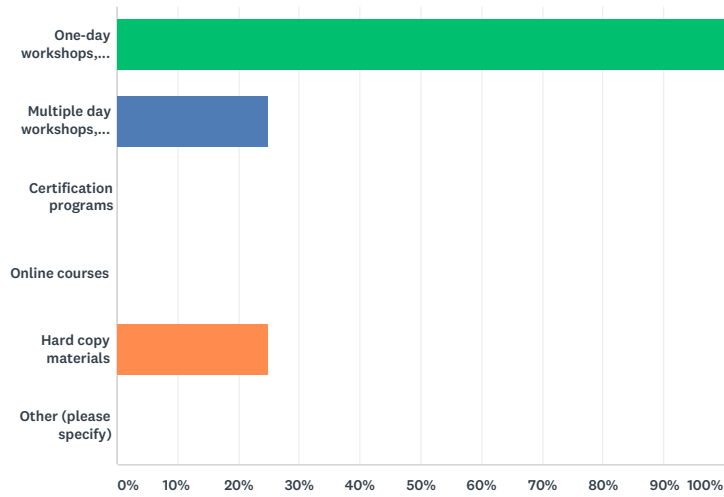


ANSWER CHOICES	RESPONSES	
Cost	8.33%	1
Application length and/or complexity	8.33%	1
Reputation	33.33%	4
Prior/current affiliation with agency	16.67%	2
Other (please specify)	33.33%	4
<b>TOTAL</b>		<b>12</b>

#	OTHER (PLEASE SPECIFY)	DATE
1	Don't know	5/1/2017 5:33 PM
2	I didn't choose so I don't know	4/23/2017 6:11 PM
3	I'm still under BBS for the CE; unsure which I'll use to renew	4/22/2017 8:57 AM
4	I am not an approved CE provider	4/21/2017 2:58 PM

Q101 Which method do you use to offer CE coursework? (Check all that apply)

Answered: 4 Skipped: 38

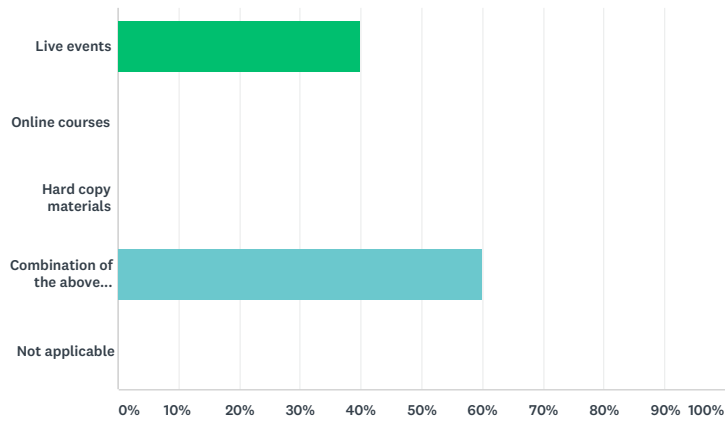


ANSWER CHOICES	RESPONSES	
One-day workshops, conferences, trainings, etc.	100.00%	4
Multiple day workshops, conferences, trainings, etc.	25.00%	1
Certification programs	0.00%	0
Online courses	0.00%	0
Hard copy materials	25.00%	1
Other (please specify)	0.00%	0
Total Respondents: 4		

#	OTHER (PLEASE SPECIFY)	DATE
	There are no responses.	

### Q102 How do you prefer to fulfill your CE requirements?

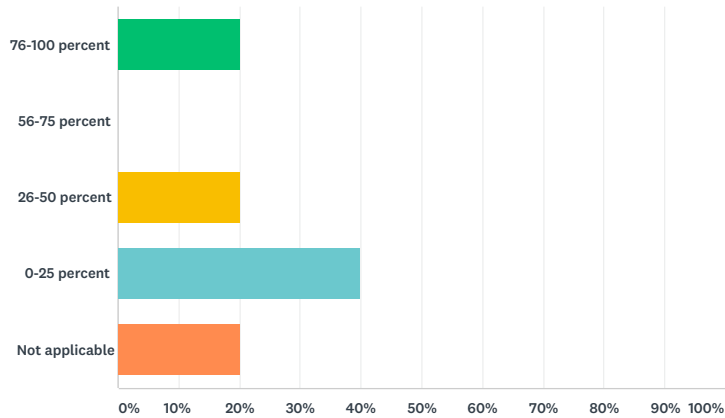
Answered: 5 Skipped: 37



ANSWER CHOICES	RESPONSES	
Live events	40.00%	2
Online courses	0.00%	0
Hard copy materials	0.00%	0
Combination of the above options	60.00%	3
Not applicable	0.00%	0
<b>TOTAL</b>		<b>5</b>

Q103 What percentage of your total CE per renewal cycle do you obtain via CAMFT education opportunities (live, hard copy, and/or online?)

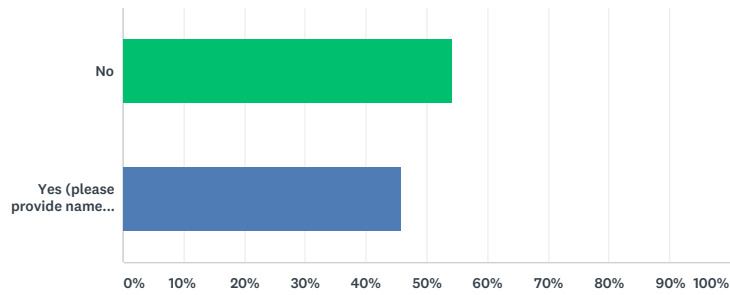
Answered: 5 Skipped: 37



ANSWER CHOICES	RESPONSES	
76-100 percent	20.00%	1
56-75 percent	0.00%	0
26-50 percent	20.00%	1
0-25 percent	40.00%	2
Not applicable	20.00%	1
<b>TOTAL</b>		<b>5</b>

### Q104 Are you a member of another professional association?

Answered: 35 Skipped: 7

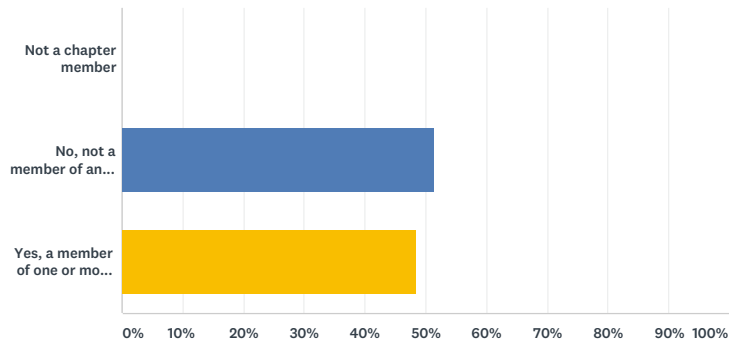


ANSWER CHOICES	RESPONSES	
No	54.29%	19
Yes (please provide name of association)	45.71%	16
<b>TOTAL</b>		<b>35</b>

#	YES (PLEASE PROVIDE NAME OF ASSOCIATION)	DATE
1	NBCC	5/9/2017 1:10 AM
2	EAPA	4/26/2017 6:58 PM
3	Association of Play Therapy	4/24/2017 8:48 PM
4	Chi Sigma Iota	4/24/2017 2:41 PM
5	APA	4/23/2017 6:12 PM
6	AAPC	4/22/2017 8:58 AM
7	CCAP	4/22/2017 7:40 AM
8	CAMFT	4/21/2017 10:47 PM
9	World Professional Association for Transgender Health (WPATH)	4/21/2017 9:22 PM
10	NAR	4/21/2017 7:10 PM
11	Western Assoc for Biofeedback and Neuroscience	4/21/2017 4:45 PM
12	CCAPP	4/21/2017 4:26 PM
13	Southern California Mediation Association	4/21/2017 3:27 PM
14	AAMFT; AACC	4/21/2017 2:58 PM
15	AAMFT	4/21/2017 2:58 PM
16	American Assoc of Christian Counselors	4/21/2017 2:37 PM

### Q105 Are you a member of a CAMFT Chapter?

Answered: 35 Skipped: 7



ANSWER CHOICES	RESPONSES
Not a chapter member	0.00% 0
No, not a member of any chapter	51.43% 18
Yes, a member of one or more chapters	48.57% 17
<b>TOTAL</b>	<b>35</b>



### Q106 Why are you not a member of a CAMFT Chapter?

Answered: 0 Skipped: 42

 No matching responses.

ANSWER CHOICES		RESPONSES	
Not worthwhile		0.00%	0
No time		0.00%	0
No interest		0.00%	0
Too far to travel		0.00%	0
Not aware of CAMFT Chapters		0.00%	0
Too expensive		0.00%	0
Other (please specify)		0.00%	0
Total Respondents: 0			

#	OTHER (PLEASE SPECIFY)	DATE
	There are no responses.	

**Q107 Have you taken advantage of discounts from CAMFT's affinity partners? (check all that apply)**

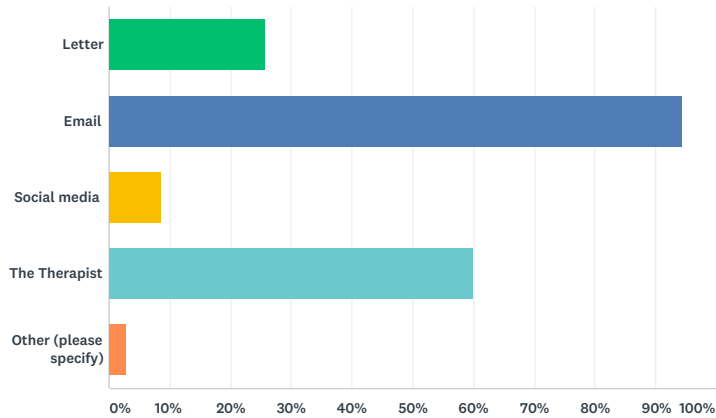
Answered: 0 Skipped: 42

 No matching responses.

ANSWER CHOICES	RESPONSES	
ADP	0.00%	0
CPH & Associates	0.00%	0
Geico	0.00%	0
Northcentral University	0.00%	0
Psychology Today	0.00%	0
Simple Practice	0.00%	0
The Chill Sessions	0.00%	0
Therapick.com	0.00%	0
Therapysites	0.00%	0
None/not applicable	0.00%	0
<b>TOTAL</b>		<b>0</b>

Q108 How do you prefer to receive communications from CAMFT?  
(check all that apply)

Answered: 35 Skipped: 7

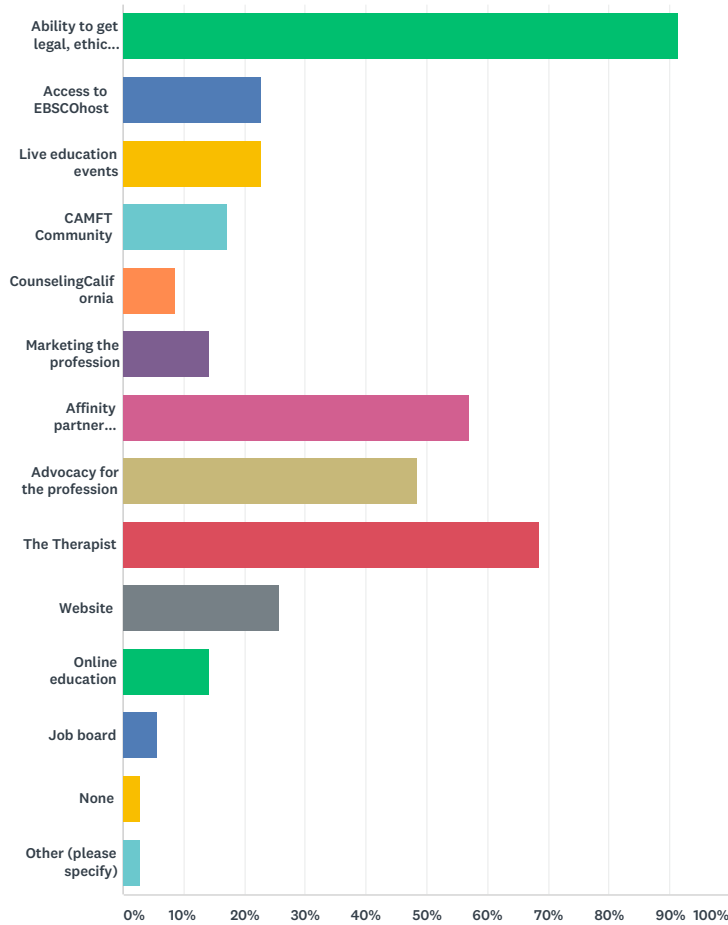


ANSWER CHOICES	RESPONSES
Letter	25.71% 9
Email	94.29% 33
Social media	8.57% 3
The Therapist	60.00% 21
Other (please specify)	2.86% 1
Total Respondents: 35	

#	OTHER (PLEASE SPECIFY)	DATE
1	text	4/22/2017 11:08 AM

### Q109 What CAMFT member benefits do you consider to be most beneficial? (Check all that apply)

Answered: 35 Skipped: 7

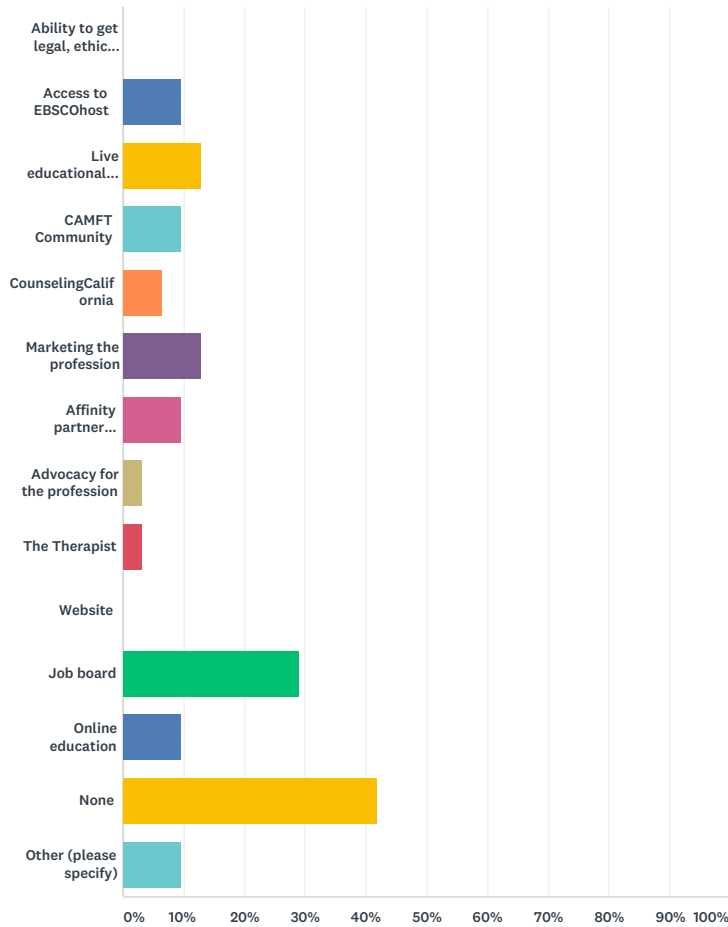


ANSWER CHOICES	RESPONSES
Ability to get legal, ethical and business questions answered	91.43% 32
Access to EBSCOhost	22.86% 8
Live education events	22.86% 8
CAMFT Community	17.14% 6
CounselingCalifornia	8.57% 3
Marketing the profession	14.29% 5
Affinity partner benefits: CPH Professional liability insurance, Geico insurance, ADP discounts, Office Depot/Office Max discounts, Psychology Today subscription, simplepractice, the chill sessions, therapick.com, therapysites	57.14% 20
Advocacy for the profession	48.57% 17
The Therapist	68.57% 24
Website	25.71% 9
Online education	14.29% 5
Job board	5.71% 2
None	2.86% 1
Other (please specify)	2.86% 1
Total Respondents: 35	

#	OTHER (PLEASE SPECIFY)	DATE
1	Consultation	5/1/2017 2:40 PM

### Q110 What CAMFT member benefits do you consider to be least beneficial? (Check all that apply)

Answered: 31 Skipped: 11



ANSWER CHOICES	RESPONSES
Ability to get legal, ethical and business questions answered	0.00% 0
Access to EBSCOhost	9.68% 3
Live educational events - Annual conference, Fall Symposium and workshops	12.90% 4
CAMFT Community	9.68% 3
CounselingCalifornia	6.45% 2
Marketing the profession	12.90% 4
Affinity partner benefits: CPH Professional liability insurance, Geico insurance, ADP discounts, Office Depot/Office Max discounts, Psychology Today subscription, simplepractice, the chill sessions, therapick.com, therapysites	9.68% 3
Advocacy for the profession	3.23% 1
The Therapist	3.23% 1
Website	0.00% 0
Job board	29.03% 9
Online education	9.68% 3
None	41.94% 13
Other (please specify)	9.68% 3
Total Respondents: 31	

#	OTHER (PLEASE SPECIFY)	DATE
1	Not sure what most of these are...dealing with managed care dominates any extra time I have.	4/27/2017 6:57 AM
2	Don't know what some of the above are so can't respond	4/21/2017 3:30 PM

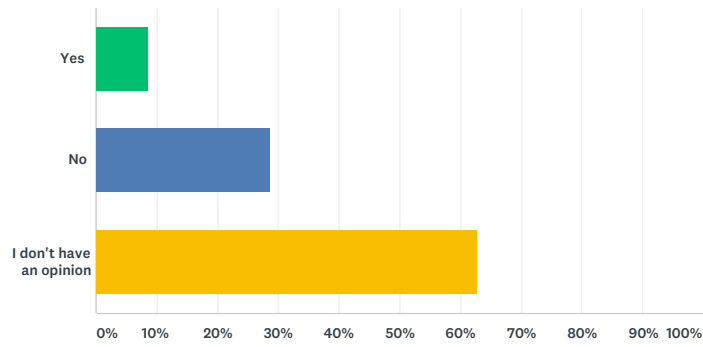
---

3	jl wouldl attend the live events but except for the local chapter, they are too far away in geographically	4/21/2017 3:03 PM
---	--	-------------------

---

Q111 Would you want to see CAMFT's logo/graphic identity updated?

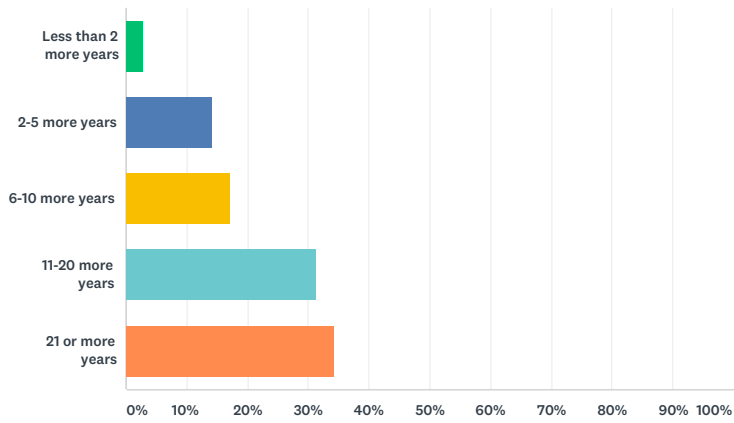
Answered: 35 Skipped: 7



ANSWER CHOICES	RESPONSES	
Yes	8.57%	3
No	28.57%	10
I don't have an opinion	62.86%	22
<b>TOTAL</b>		<b>35</b>

Q112 I expect to be a member of CAMFT:

Answered: 35 Skipped: 7



ANSWER CHOICES	RESPONSES	
Less than 2 more years	2.86%	1
2-5 more years	14.29%	5
6-10 more years	17.14%	6
11-20 more years	31.43%	11
21 or more years	34.29%	12
<b>TOTAL</b>		<b>35</b>



## Q113 Comments/Feedback

Answered: 9 Skipped: 33

#	RESPONSES	DATE
1	My annual CAMFT membership is the best investment I make in my professional practices each year. I am grateful.	4/26/2017 8:51 PM
2	Some of the questions need to include options for those of us who work for an agency and bill MediCal.	4/24/2017 8:52 PM
3	In Kern County I feel kind of out of the loop. Our attempt at a Kern Chapter was a flub after lots of work...too much work.	4/24/2017 7:59 PM
4	Live Events are too expensive and too far away.	4/22/2017 9:44 PM
5	N/A	4/21/2017 9:25 PM
6	Na	4/21/2017 7:12 PM
7	This survey is too long	4/21/2017 4:46 PM
8	There are very few questions in this survey that specifically apply to CAMFT members who are employed by, or who contract, with public or non-profit private agencies.	4/21/2017 3:03 PM
9	I am near retirement (Jun 1) but wish to keep my license active for a while and remain a CAMFT member for at least a few more years.	4/21/2017 2:40 PM

Q114 Additional questions you would like to see in future demographic surveys:

Answered: 3 Skipped: 39

#	RESPONSES	DATE
1	N/A	4/21/2017 9:25 PM
2	Na	4/21/2017 7:12 PM
3	See 104	4/21/2017 3:03 PM