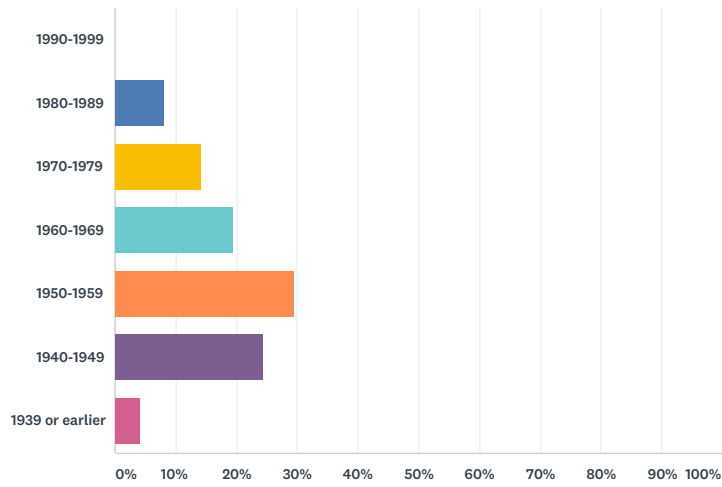


Q1 What year were you born?

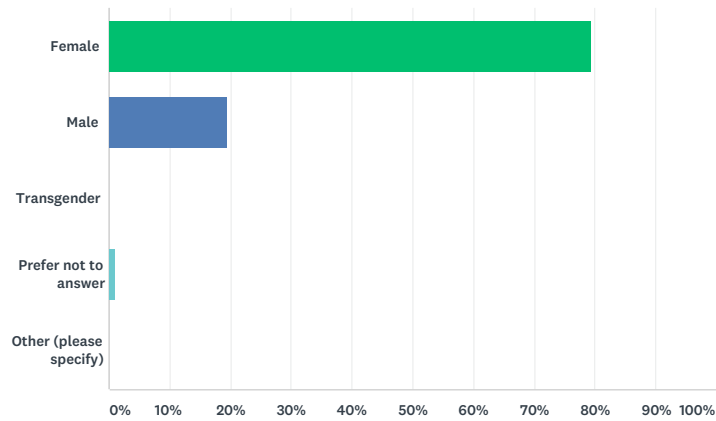
Answered: 98 Skipped: 0



ANSWER CHOICES	RESPONSES	
1990-1999	0.00%	0
1980-1989	8.16%	8
1970-1979	14.29%	14
1960-1969	19.39%	19
1950-1959	29.59%	29
1940-1949	24.49%	24
1939 or earlier	4.08%	4
TOTAL		98

Q2 What is your gender identity?

Answered: 98 Skipped: 0

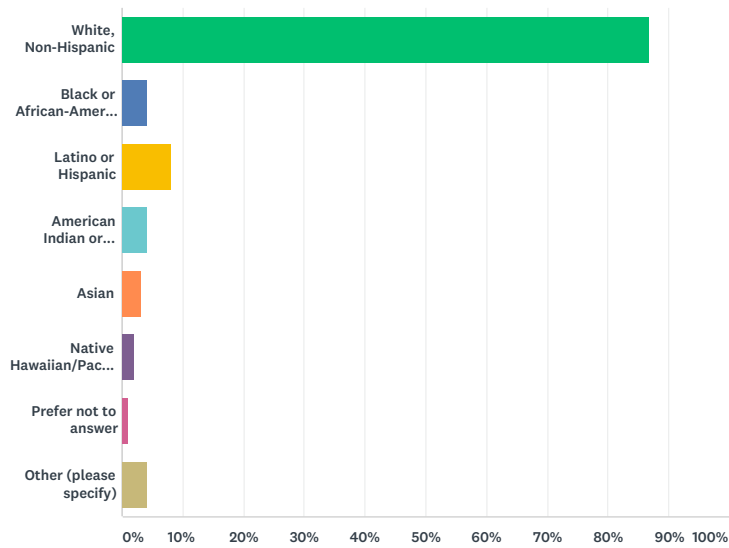


ANSWER CHOICES	RESPONSES	
Female	79.59%	78
Male	19.39%	19
Transgender	0.00%	0
Prefer not to answer	1.02%	1
Other (please specify)	0.00%	0
TOTAL		98

#	OTHER (PLEASE SPECIFY)	DATE
	There are no responses.	

Q3 What is your race/ethnic origin? (Check all that apply)

Answered: 98 Skipped: 0

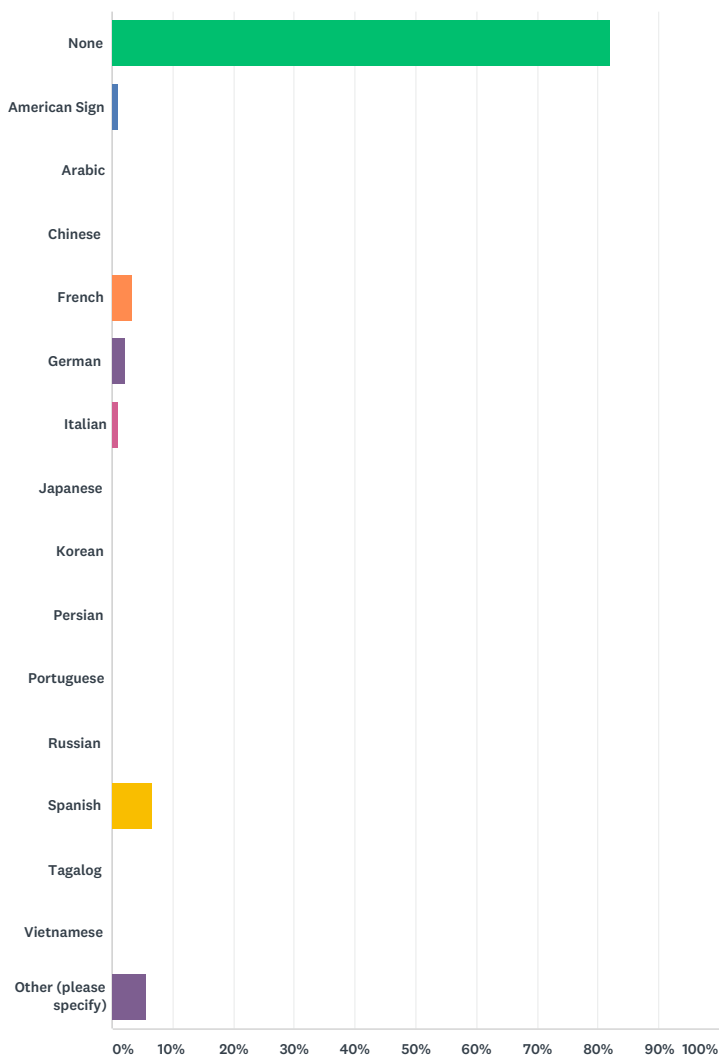


ANSWER CHOICES	RESPONSES
White, Non-Hispanic	86.73% 85
Black or African-American	4.08% 4
Latino or Hispanic	8.16% 8
American Indian or Alaskan Native	4.08% 4
Asian	3.06% 3
Native Hawaiian/Pacific Islander	2.04% 2
Prefer not to answer	1.02% 1
Other (please specify)	4.08% 4
Total Respondents: 98	

#	OTHER (PLEASE SPECIFY)	DATE
1	Jewish	5/18/2017 2:20 PM
2	Portuguese	4/28/2017 8:21 AM
3	Greek	4/22/2017 12:14 PM
4	More than one	4/21/2017 4:40 PM

Q4 What language(s) do you speak in addition to English? (Check all that apply)

Answered: 89 Skipped: 9

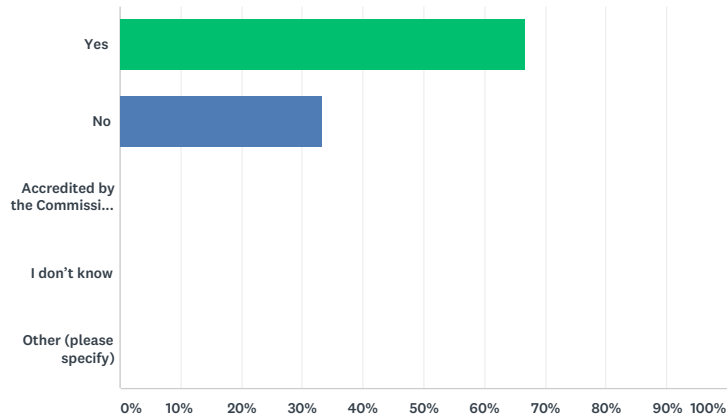


ANSWER CHOICES	RESPONSES	
None	82.02%	73
American Sign	1.12%	1
Arabic	0.00%	0
Chinese	0.00%	0
French	3.37%	3
German	2.25%	2
Italian	1.12%	1
Japanese	0.00%	0
Korean	0.00%	0
Persian	0.00%	0
Portuguese	0.00%	0
Russian	0.00%	0
Spanish	6.74%	6
Tagalog	0.00%	0
Vietnamese	0.00%	0
Other (please specify)	5.62%	5

Total Respondents: 89		
#	OTHER (PLEASE SPECIFY)	DATE
1	Some Spanish	4/26/2017 5:33 PM
2	Hebrew	4/23/2017 7:17 AM
3	I'm	4/21/2017 4:12 PM
4	Algonquin	4/21/2017 3:26 PM
5	English	4/21/2017 2:59 PM

Q5 Did you graduate from a program accredited by the Commission on Accreditation for Marriage and Family Therapists? (COAMFTE)?

Answered: 93 Skipped: 5

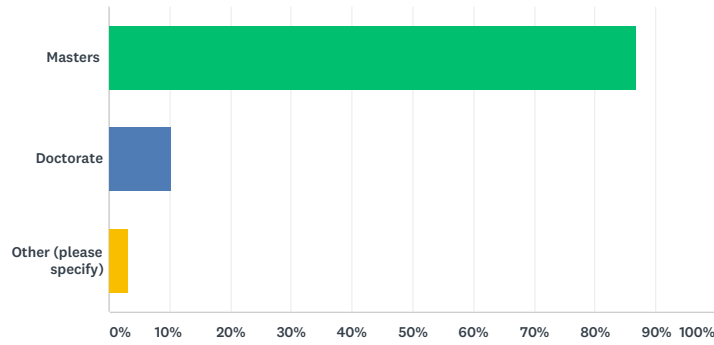


ANSWER CHOICES	RESPONSES	
Yes	66.67%	62
No	33.33%	31
Accredited by the Commission on Accreditation for Marriage and Family Therapy Education (COAMFTE)	0.00%	0
I don't know	0.00%	0
Other (please specify)	0.00%	0
Total Respondents: 93		

#	OTHER (PLEASE SPECIFY)	DATE
	There are no responses.	

Q6 What is the highest relevant degree you have earned related to psychotherapy?

Answered: 98 Skipped: 0

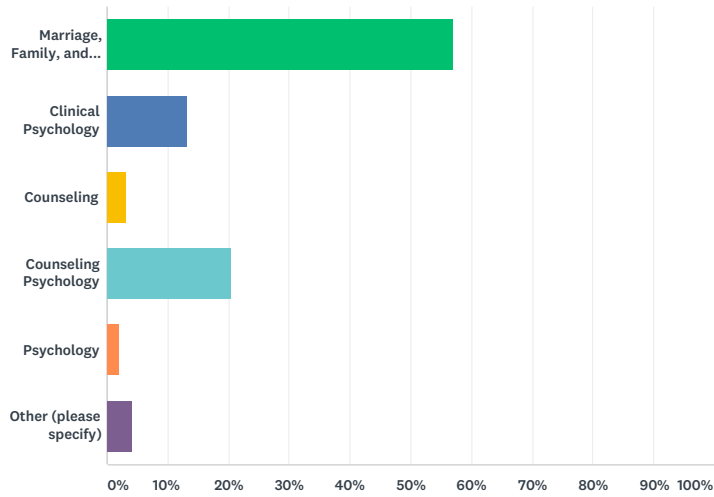


ANSWER CHOICES	RESPONSES
Masters	86.73% 85
Doctorate	10.20% 10
Other (please specify)	3.06% 3
TOTAL	98

#	OTHER (PLEASE SPECIFY)	DATE
1	2 masters Degrees	5/12/2017 7:10 AM
2	current doctoral candidate	4/24/2017 1:14 PM
3	Doctorate in Neurobiology	4/22/2017 12:16 PM

Q7 What is the subject area of your highest relevant degree related to psychotherapy?

Answered: 98 Skipped: 0

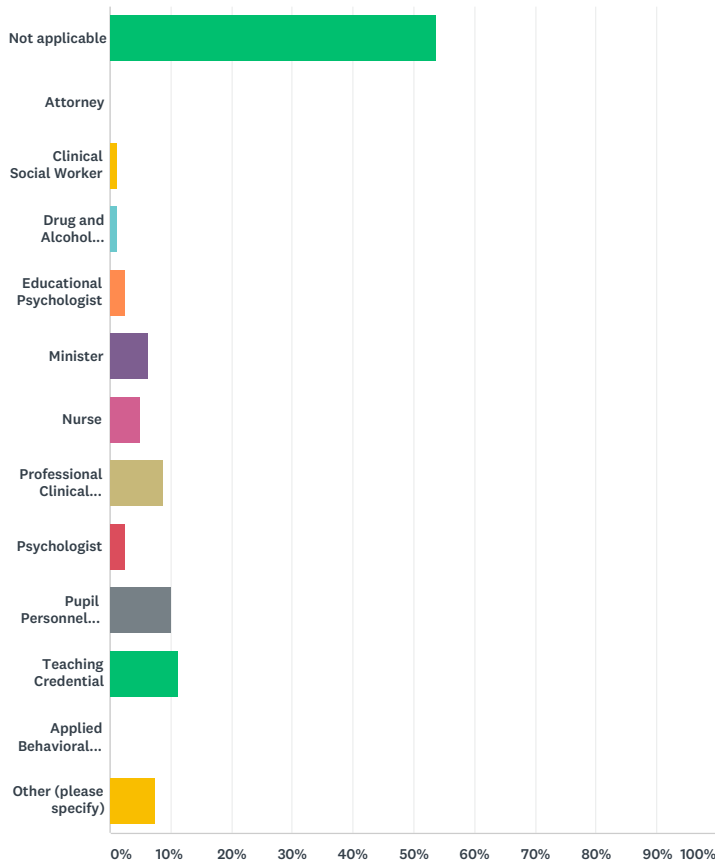


ANSWER CHOICES	RESPONSES
Marriage, Family, and Child Counseling/Marital and Family Therapy	57.14% 56
Clinical Psychology	13.27% 13
Counseling	3.06% 3
Counseling Psychology	20.41% 20
Psychology	2.04% 2
Other (please specify)	4.08% 4
TOTAL	98

#	OTHER (PLEASE SPECIFY)	DATE
1	Human Behaviour Psychology	5/15/2017 3:33 PM
2	Agency counseling	4/27/2017 2:24 PM
3	Counseling Psychology with a Transpersonal Specialization	4/26/2017 9:52 AM
4	counseling psychology and human sexuality	4/21/2017 5:39 PM

Q8 Which additional California credentials/licenses do you hold? (Check all that apply)

Answered: 80 Skipped: 18



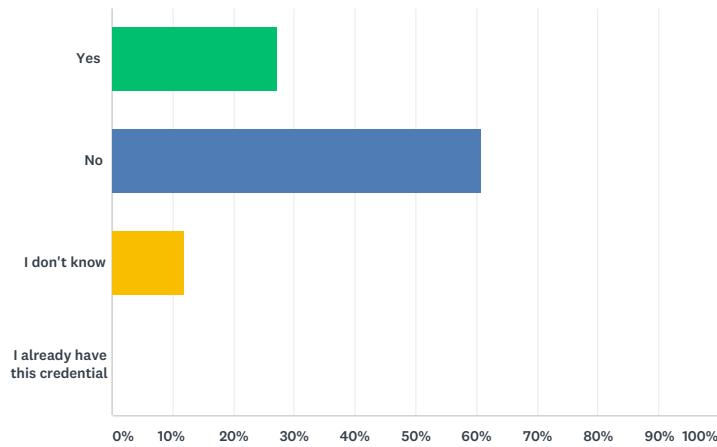
ANSWER CHOICES	RESPONSES
Not applicable	53.75% 43
Attorney	0.00% 0
Clinical Social Worker	1.25% 1
Drug and Alcohol Counselor	1.25% 1
Educational Psychologist	2.50% 2
Minister	6.25% 5
Nurse	5.00% 4
Professional Clinical Counselor	8.75% 7
Psychologist	2.50% 2
Pupil Personnel Services	10.00% 8
Teaching Credential	11.25% 9
Applied Behavioral Specialist	0.00% 0
Other (please specify)	7.50% 6
Total Respondents: 80	

#	OTHER (PLEASE SPECIFY)	DATE
1	Community college teaching credential	5/4/2017 6:25 AM
2	Community College Teaching Credential	4/26/2017 9:52 AM
3	Registered Dental Hygienist	4/21/2017 10:54 PM
4	Nationally certified sex therapist	4/21/2017 5:39 PM
5	MFT	4/21/2017 3:08 PM

6	Certified Neurofeedback Provider	4/21/2017 2:22 PM
---	----------------------------------	-------------------

Q9 If a Mental Health Pupil Personnel Services (PPS) credential was created, would you be interested in pursuing it in order to provide counseling to students in public schools?

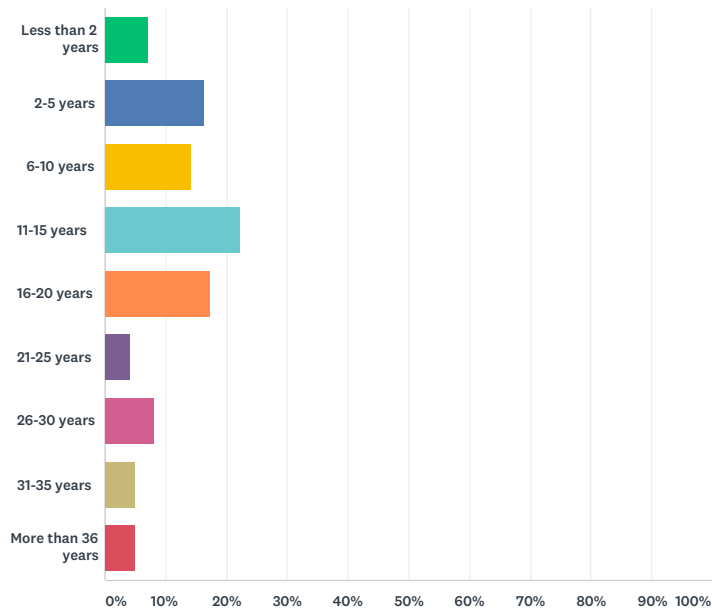
Answered: 92 Skipped: 6



ANSWER CHOICES	RESPONSES	
Yes	27.17%	25
No	60.87%	56
I don't know	11.96%	11
I already have this credential	0.00%	0
TOTAL		92

Q10 How many years have you been licensed as an MFT?

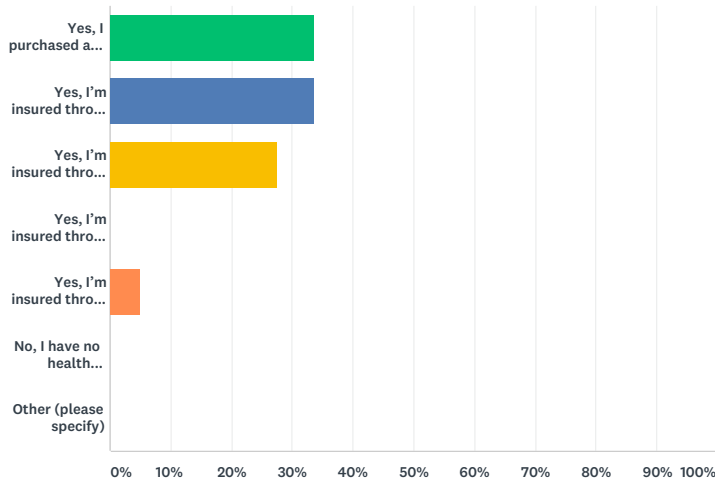
Answered: 98 Skipped: 0



ANSWER CHOICES	RESPONSES	
Less than 2 years	7.14%	7
2-5 years	16.33%	16
6-10 years	14.29%	14
11-15 years	22.45%	22
16-20 years	17.35%	17
21-25 years	4.08%	4
26-30 years	8.16%	8
31-35 years	5.10%	5
More than 36 years	5.10%	5
TOTAL		98

Q11 Do you have health insurance for your personal medical care?

Answered: 98 Skipped: 0

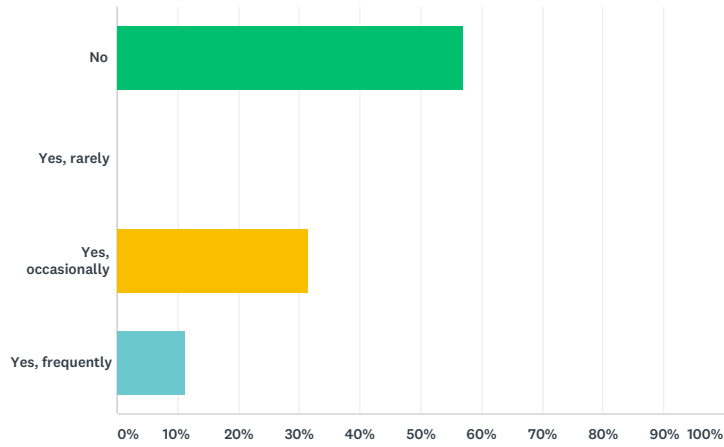


ANSWER CHOICES	RESPONSES
Yes, I purchased a private plan	33.67% 33
Yes, I'm insured through my employer	33.67% 33
Yes, I'm insured through my spouse/partner	27.55% 27
Yes, I'm insured through CAMFT's guaranteed issue health plan	0.00% 0
Yes, I'm insured through Covered California	5.10% 5
No, I have no health insurance	0.00% 0
Other (please specify)	0.00% 0
TOTAL	98

#	OTHER (PLEASE SPECIFY)	DATE
	There are no responses.	

Q12 Within the last two years, have you received personal psychotherapy?

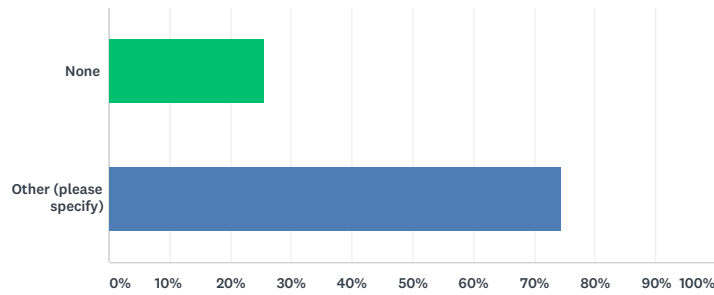
Answered: 98 Skipped: 0



ANSWER CHOICES	RESPONSES	
No	57.14%	56
Yes, rarely	0.00%	0
Yes, occasionally	31.63%	31
Yes, frequently	11.22%	11
TOTAL		98

Q13 What was your career before becoming an LMFT?

Answered: 98 Skipped: 0



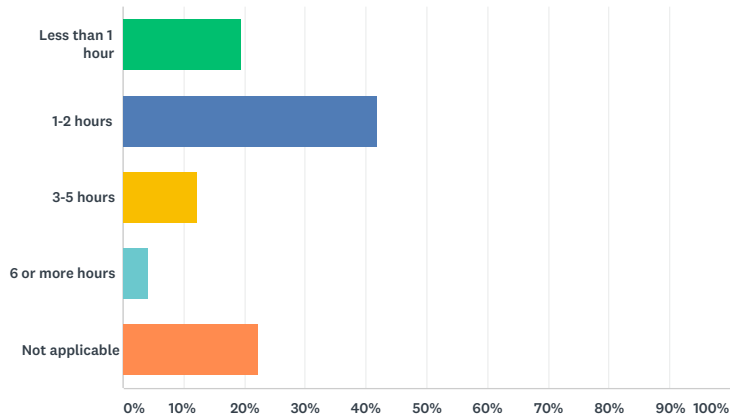
ANSWER CHOICES	RESPONSES	
None	25.51%	25
Other (please specify)	74.49%	73
TOTAL		98

#	OTHER (PLEASE SPECIFY)	DATE
1	preschool teacher	5/18/2017 6:02 PM
2	Music Therapist Board-Certified	5/17/2017 3:41 PM
3	Integrative Yoga, Meditation, Mindfulness teacher	5/17/2017 7:25 AM
4	Medical asst.	5/15/2017 3:28 PM
5	Dental field	5/13/2017 5:32 AM
6	Special Education School Administrator	5/12/2017 7:11 AM
7	Registered Nurse	5/11/2017 6:29 PM
8	Child Dev Specialist	5/11/2017 8:45 AM
9	Education	5/11/2017 8:34 AM
10	Social worker in Germany	5/3/2017 1:23 PM
11	Credentialed Teacher Special Education	5/1/2017 11:33 PM
12	Manufacturing management	4/30/2017 7:25 AM
13	Autism ABA aide	4/28/2017 5:03 PM
14	Commercial Insurance Litigation Claims	4/28/2017 8:23 AM
15	Masters in public health, administration	4/28/2017 5:45 AM
16	Lumber industry	4/27/2017 9:37 PM
17	RN	4/27/2017 2:25 PM
18	Minister	4/27/2017 10:10 AM
19	Cashier	4/27/2017 7:52 AM
20	Consulting	4/26/2017 9:17 PM
21	Children social worker	4/26/2017 7:14 PM
22	Social work	4/26/2017 6:15 PM
23	Program manager	4/26/2017 5:29 PM
24	High school teacher	4/26/2017 5:11 PM
25	Self employed	4/26/2017 5:03 PM
26	Adjunct Faculty, Community College	4/26/2017 9:52 AM
27	teacher	4/26/2017 7:39 AM
28	school teacher	4/25/2017 12:49 PM
29	Sales	4/24/2017 2:08 PM
30	military	4/24/2017 1:14 PM
31	Licensed Insurance Sales	4/24/2017 1:01 PM
32	Worked in the medical field	4/24/2017 11:39 AM
33	Costumer	4/24/2017 10:49 AM
34	Psychiatric Technician	4/24/2017 8:07 AM
35	ASSOCIATE PASTOR	4/24/2017 7:29 AM
36	Pastor	4/24/2017 6:32 AM
37	Sign Language Interpreter	4/24/2017 12:41 AM
38	Accounting assistant	4/23/2017 7:26 PM

39	Production Management	4/23/2017 10:28 AM
40	probation officer and then social worker (CPS & APS)	4/23/2017 8:46 AM
41	school psychologist, program director at nonprofit	4/23/2017 7:19 AM
42	Shipping Clerk	4/22/2017 4:52 PM
43	Priest	4/22/2017 3:55 PM
44	Criminal justice professional	4/22/2017 2:44 PM
45	Scientist & Educator	4/22/2017 12:17 PM
46	Office	4/22/2017 9:25 AM
47	Automotive mechanic	4/22/2017 7:31 AM
48	Bachelor's work in the field of psychology.	4/22/2017 7:16 AM
49	self employed	4/22/2017 6:37 AM
50	paraprofessional counselor, mother of 4, homemaker	4/22/2017 5:14 AM
51	Registered dental hygienist	4/21/2017 10:55 PM
52	Holistic Health Care Practitioner/Coach	4/21/2017 9:56 PM
53	teacher	4/21/2017 8:16 PM
54	Welder, school bus driver, auto mechanic, etc. through G. college	4/21/2017 7:24 PM
55	Public School Teacher in Inner City School	4/21/2017 6:49 PM
56	Pharmacy Tech	4/21/2017 6:25 PM
57	Professor and student advisor, parent	4/21/2017 5:40 PM
58	Social work	4/21/2017 4:55 PM
59	Management/ Business	4/21/2017 4:42 PM
60	Musician/teachet	4/21/2017 4:14 PM
61	Stay at home mom, and jobs in psychology field	4/21/2017 3:56 PM
62	Research analyst state of CA	4/21/2017 3:28 PM
63	Family Nurse Practitioner	4/21/2017 3:17 PM
64	Stay at home mom	4/21/2017 3:16 PM
65	food service/retail	4/21/2017 3:09 PM
66	Administration	4/21/2017 3:02 PM
67	RN	4/21/2017 2:52 PM
68	Mental health counselor	4/21/2017 2:32 PM
69	Law Enforcement officer	4/21/2017 2:30 PM
70	Physical Therapy Aid and Athletic Trainer	4/21/2017 2:23 PM
71	Homemaker	4/21/2017 2:22 PM
72	real estate broker	4/21/2017 2:15 PM
73	teacher	4/21/2017 2:10 PM

Q14 On average, how many hours per week do you volunteer or provide pro-bono therapy?

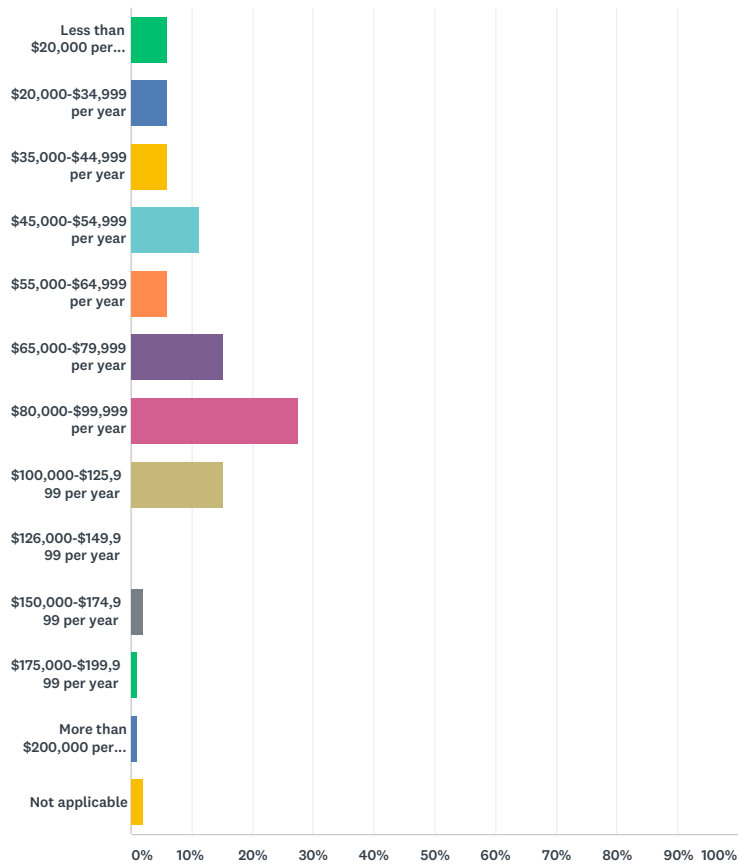
Answered: 98 Skipped: 0



ANSWER CHOICES	RESPONSES	
Less than 1 hour	19.39%	19
1-2 hours	41.84%	41
3-5 hours	12.24%	12
6 or more hours	4.08%	4
Not applicable	22.45%	22
TOTAL		98

Q15 What is your average annual income (before taxes)?

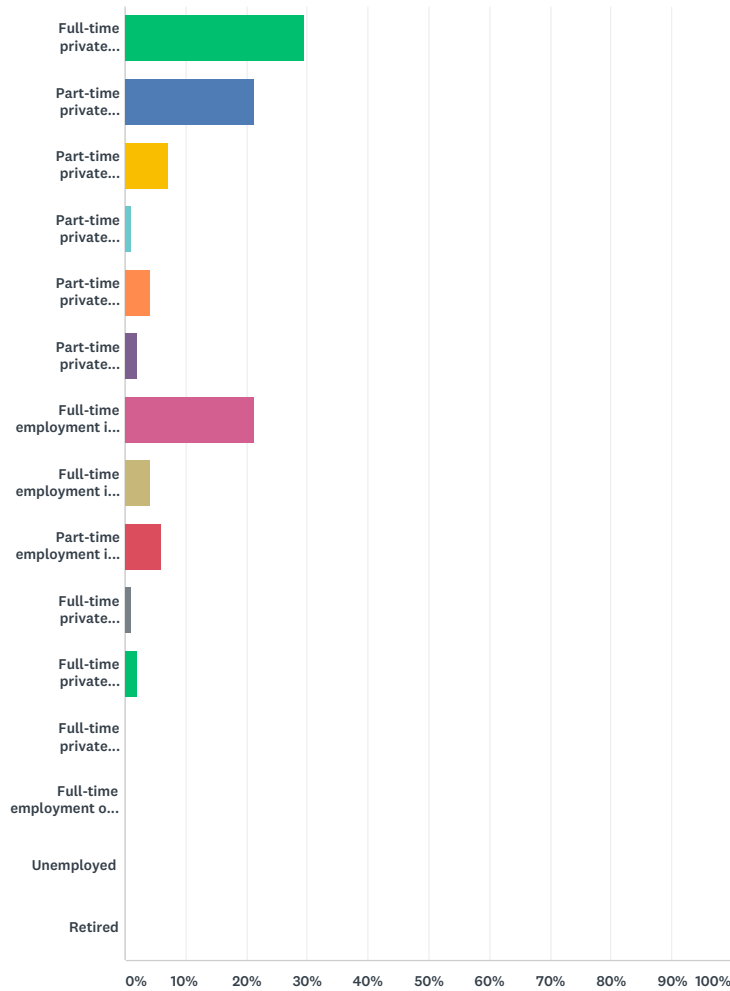
Answered: 98 Skipped: 0



ANSWER CHOICES	RESPONSES	
Less than \$20,000 per year	6.12%	6
\$20,000-\$34,999 per year	6.12%	6
\$35,000-\$44,999 per year	6.12%	6
\$45,000-\$54,999 per year	11.22%	11
\$55,000-\$64,999 per year	6.12%	6
\$65,000-\$79,999 per year	15.31%	15
\$80,000-\$99,999 per year	27.55%	27
\$100,000-\$125,999 per year	15.31%	15
\$126,000-\$149,999 per year	0.00%	0
\$150,000-\$174,999 per year	2.04%	2
\$175,000-\$199,999 per year	1.02%	1
More than \$200,000 per year	1.02%	1
Not applicable	2.04%	2
TOTAL		98

Q16 Which of the following best describes your status? (Note: Full-time is 20 or more hours a week and part-time is fewer than 20 hours a week)

Answered: 98 Skipped: 0



ANSWER CHOICES	RESPONSES
Full-time private practice (20 or more hours per week) only	29.59% 29
Part-time private practice (fewer than 20 hours per week) only	21.43% 21
Part-time private practice and full-time employment in a clinical position	7.14% 7
Part-time private practice and part-time employment in a clinical position	1.02% 1
Part-time private practice and full-time employment in a non-clinical position	4.08% 4
Part-time private practice and part-time employment in a non-clinical position	2.04% 2
Full-time employment in a clinical position (not private practice) only	21.43% 21
Full-time employment in a clinical position (not private practice) and part-time in a non-clinical position	4.08% 4
Part-time employment in a clinical position (not private practice) and part-time employment in a non-clinical position	6.12% 6
Full-time private practice and full-time employment in a clinical position	1.02% 1
Full-time private practice and part-time employment in a clinical position	2.04% 2
Full-time private practice and full-time employment in a non-clinical position	0.00% 0
Full-time employment or in business doing non-clinical work	0.00% 0
Unemployed	0.00% 0
Retired	0.00% 0
TOTAL	98

Q17 Do you work in any of the following settings? (Check all that apply)

Answered: 0 Skipped: 98

 No matching responses.

ANSWER CHOICES	RESPONSES
College or University	0.00% 0
Hospital/Licensed health facility	0.00% 0
Managed care company including HMO, PPO, EAP, etc.	0.00% 0
Group practice/professional corporation	0.00% 0
Non-profit or charitable corporation	0.00% 0
Outpatient clinic	0.00% 0
Residential treatment facility	0.00% 0
School (K-12)	0.00% 0
Other (please specify)	0.00% 0
Total Respondents: 0	

#	OTHER (PLEASE SPECIFY)	DATE
	There are no responses.	

Q18 Do you work in any of the following settings? (Check all that apply)

Answered: 0 Skipped: 98

 No matching responses.

ANSWER CHOICES	RESPONSES	
California Department of Social Services	0.00%	0
California Public Health Service	0.00%	0
California State Department of Corrections and Rehabilitation	0.00%	0
California State Psychiatric Hospital	0.00%	0
California Youth Authority	0.00%	0
Child Protective Services or its equivalent	0.00%	0
Correctional Treatment Facility	0.00%	0
County Mental Health	0.00%	0
County Probation	0.00%	0
County Psychiatric Facility	0.00%	0
Department of Defense	0.00%	0
Local, state, or federal government	0.00%	0
Family Court Services	0.00%	0
U.S. Department of Health Services	0.00%	0
U.S. Department of Veterans Affairs	0.00%	0
Not applicable	0.00%	0
Other (please specify)	0.00%	0
Total Respondents: 0		

#	OTHER (PLEASE SPECIFY)	DATE
	There are no responses.	

Q19 What are your duties? (Check all that apply)

Answered: 0 Skipped: 98

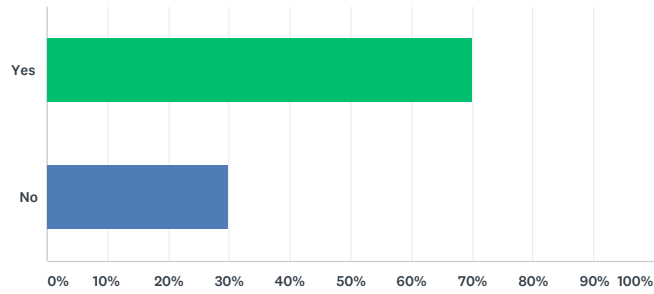
 No matching responses.

ANSWER CHOICES	RESPONSES
Administration	0.00% 0
Adoptions	0.00% 0
Case management	0.00% 0
Child abuse investigations	0.00% 0
Child custody investigations	0.00% 0
Community prevention/education	0.00% 0
Education	0.00% 0
Intakes/referrals	0.00% 0
Mediation	0.00% 0
Social services	0.00% 0
Provide counseling or psychotherapy	0.00% 0
Other (please specify)	0.00% 0
Total Respondents: 0	

#	OTHER (PLEASE SPECIFY)	DATE
	There are no responses.	

Q20 Do you consider your private practice your primary career/occupation and source of income?

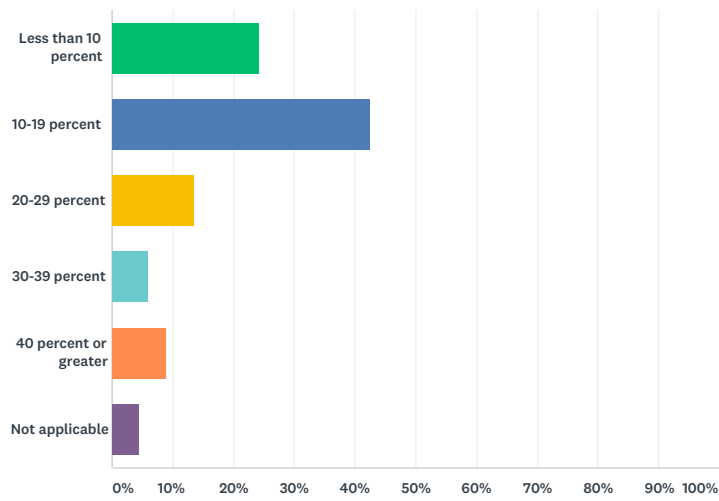
Answered: 67 Skipped: 31



ANSWER CHOICES	RESPONSES	
Yes	70.15%	47
No	29.85%	20
TOTAL		67

Q21 What percentage of your gross income goes to overhead?

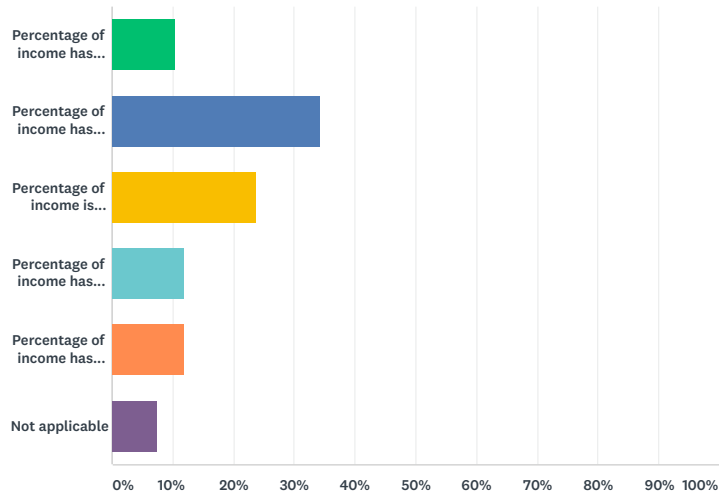
Answered: 66 Skipped: 32



ANSWER CHOICES	RESPONSES	
Less than 10 percent	24.24%	16
10-19 percent	42.42%	28
20-29 percent	13.64%	9
30-39 percent	6.06%	4
40 percent or greater	9.09%	6
Not applicable	4.55%	3
TOTAL		66

Q22 Have you experienced any changes in your earnings from providing psychotherapy within the past two years?

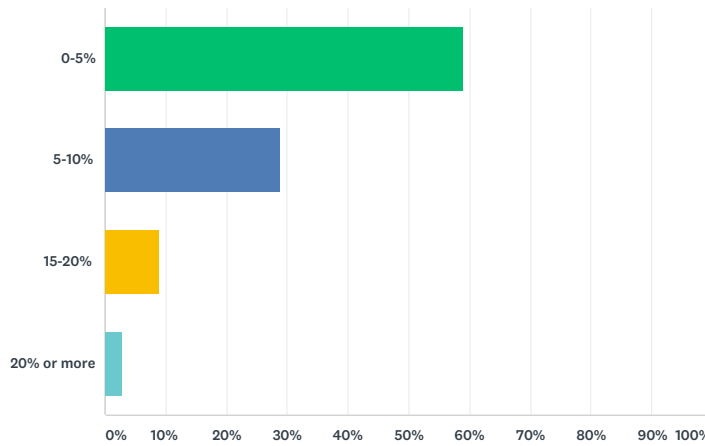
Answered: 67 Skipped: 31



ANSWER CHOICES	RESPONSES	
Percentage of income has increased significantly	10.45%	7
Percentage of income has increased somewhat	34.33%	23
Percentage of income is approximately the same	23.88%	16
Percentage of income has decreased somewhat	11.94%	8
Percentage of income has decreased significantly	11.94%	8
Not applicable	7.46%	5
TOTAL		67

Q23 How much has your overhead increased in the last five years?

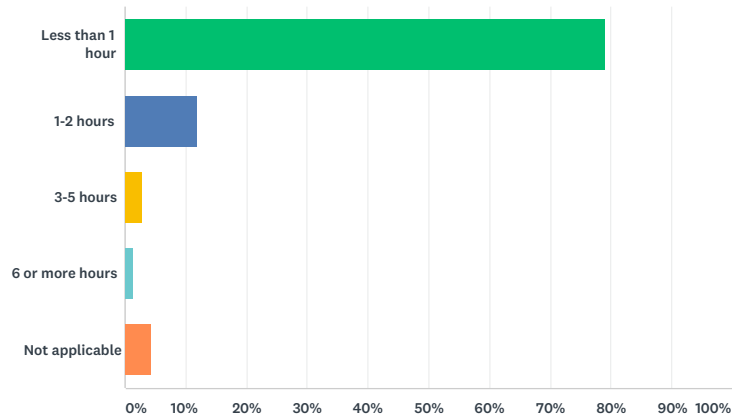
Answered: 66 Skipped: 32



ANSWER CHOICES	RESPONSES	
0-5%	59.09%	39
5-10%	28.79%	19
15-20%	9.09%	6
20% or more	3.03%	2
TOTAL		66

Q24 On average, what is the average number of hours per week spent marketing/promoting services?

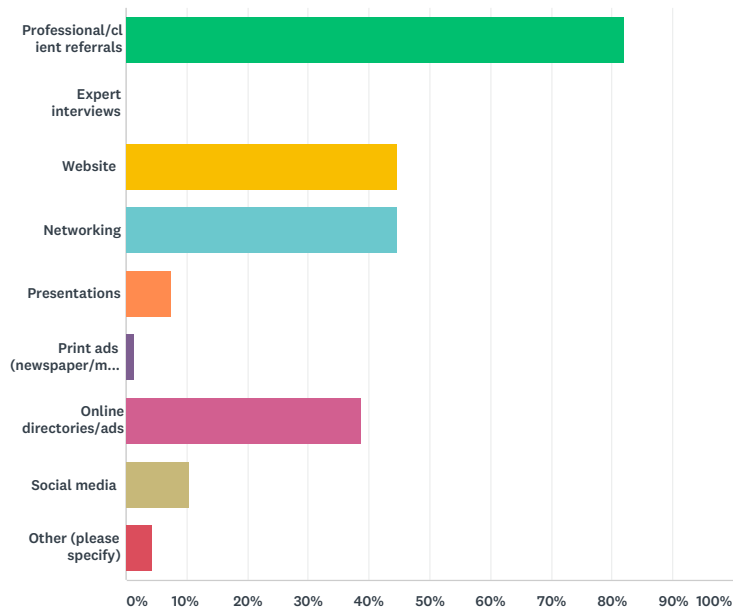
Answered: 67 Skipped: 31



ANSWER CHOICES	RESPONSES	COUNT
Less than 1 hour	79.10%	53
1-2 hours	11.94%	8
3-5 hours	2.99%	2
6 or more hours	1.49%	1
Not applicable	4.48%	3
TOTAL		67

Q25 How do you market/promote your services? (Check all that apply)

Answered: 67 Skipped: 31

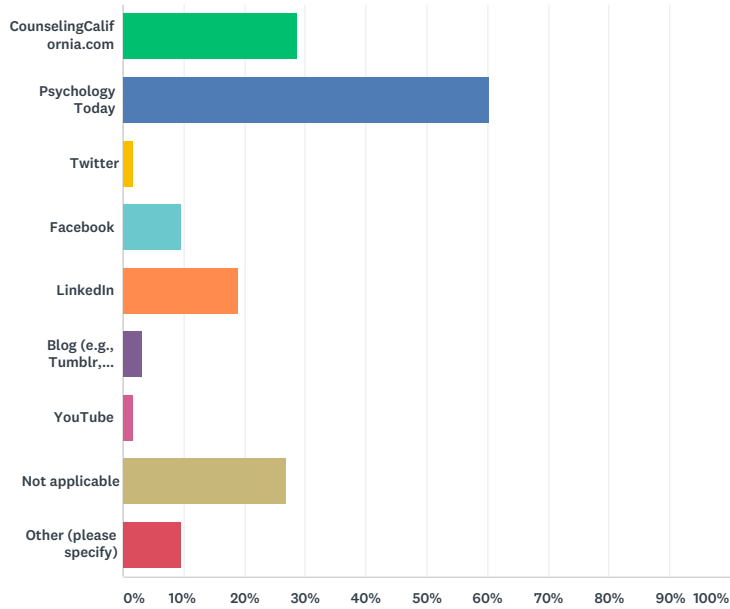


ANSWER CHOICES	RESPONSES
Professional/client referrals	82.09% 55
Expert interviews	0.00% 0
Website	44.78% 30
Networking	44.78% 30
Presentations	7.46% 5
Print ads (newspaper/magazines/newsletters, etc.)	1.49% 1
Online directories/ads	38.81% 26
Social media	10.45% 7
Other (please specify)	4.48% 3
Total Respondents: 67	

#	OTHER (PLEASE SPECIFY)	DATE
1	Insurance	5/17/2017 3:44 PM
2	Insurance referrals	4/26/2017 10:05 AM
3	Not any more, moving toward retirement	4/26/2017 7:42 AM

Q26 Which online directories or social media outlets do you use to promote your services? (Check all that apply)

Answered: 63 Skipped: 35

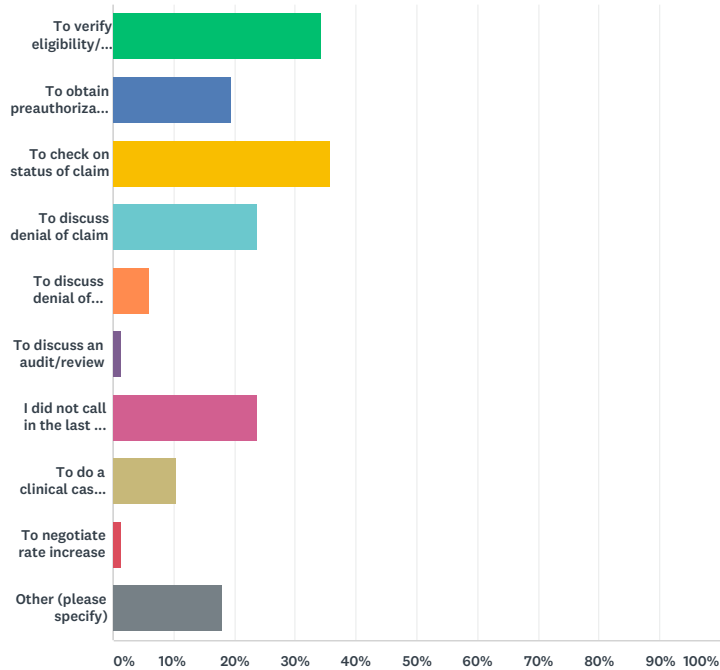


ANSWER CHOICES	RESPONSES
CounselingCalifornia.com	28.57% 18
Psychology Today	60.32% 38
Twitter	1.59% 1
Facebook	9.52% 6
LinkedIn	19.05% 12
Blog (e.g., Tumblr, Wordpress, Blogger, etc.)	3.17% 2
YouTube	1.59% 1
Not applicable	26.98% 17
Other (please specify)	9.52% 6
Total Respondents: 63	

#	OTHER (PLEASE SPECIFY)	DATE
1	Theravive	5/18/2017 6:05 PM
2	Gottman referral network	5/4/2017 6:29 AM
3	Yelp	4/28/2017 5:47 AM
4	Instagram	4/26/2017 5:30 PM
5	Therapysites	4/23/2017 8:49 AM
6	Good Therapy	4/23/2017 7:21 AM

Q27 If you have called an insurance plan in the last 6 months, what was the reason for the call?

Answered: 67 Skipped: 31

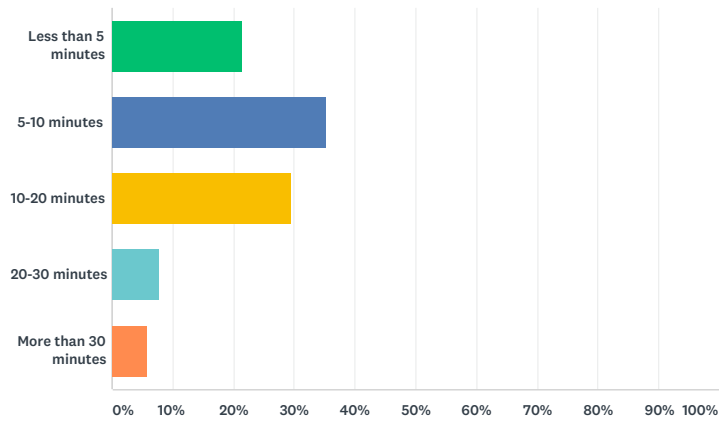


ANSWER CHOICES	RESPONSES	
To verify eligibility/benefits	34.33%	23
To obtain preauthorization	19.40%	13
To check on status of claim	35.82%	24
To discuss denial of claim	23.88%	16
To discuss denial of services	5.97%	4
To discuss an audit/review	1.49%	1
I did not call in the last 6 months	23.88%	16
To do a clinical case review	10.45%	7
To negotiate rate increase	1.49%	1
Other (please specify)	17.91%	12
Total Respondents: 67		

#	OTHER (PLEASE SPECIFY)	DATE
1	to tell them I was not available for new clients at the moment	5/18/2017 6:06 PM
2	help client get reimbursed for PPO payment, codes	5/11/2017 8:49 AM
3	to find out how to enter a claim from Magellan for Kaiser (new process)	4/30/2017 7:28 AM
4	Application as provider. First time considering being on a panel	4/28/2017 5:49 AM
5	Stopped using them	4/26/2017 7:42 AM
6	To demystify their website	4/24/2017 8:10 AM
7	Request higher level of care	4/23/2017 8:50 AM
8	To update my provider info for their online directory	4/22/2017 4:56 PM
9	I choose not to take ins.	4/22/2017 5:19 AM
10	My insurance billing person does these tasks.	4/21/2017 6:54 PM
11	Website problems	4/21/2017 2:38 PM
12	I stopped taking insurance. I can't afford to run my business taking insurance any more.	4/21/2017 2:10 PM

Q28 Approximately how long did you wait to speak to a representative?

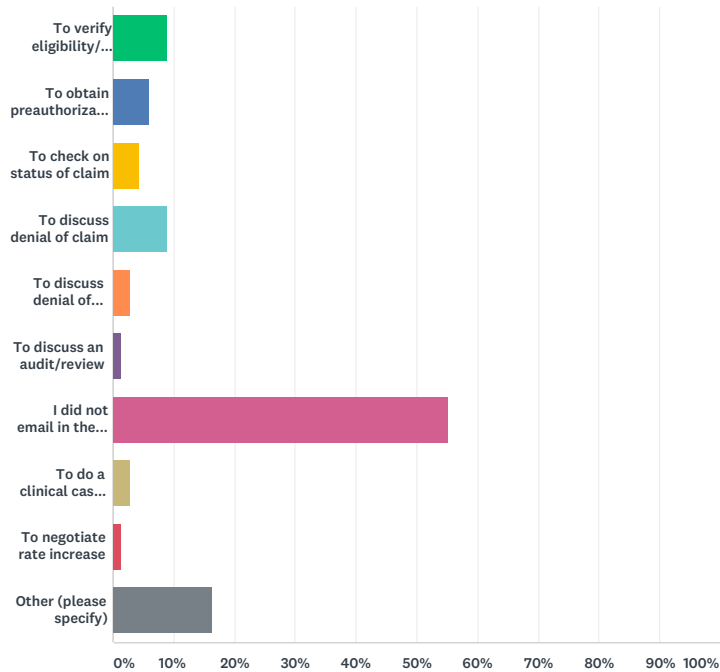
Answered: 51 Skipped: 47



ANSWER CHOICES	RESPONSES	
Less than 5 minutes	21.57%	11
5-10 minutes	35.29%	18
10-20 minutes	29.41%	15
20-30 minutes	7.84%	4
More than 30 minutes	5.88%	3
TOTAL		51

Q29 If you have emailed an insurance plan in the last 6 months, what was the reason for the email?

Answered: 67 Skipped: 31

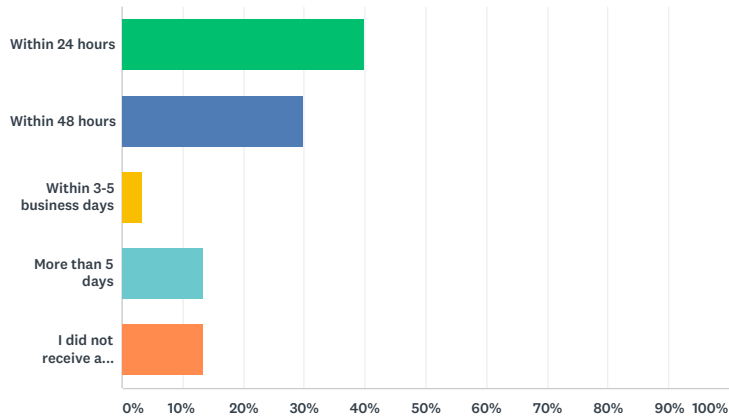


ANSWER CHOICES	RESPONSES
To verify eligibility/benefits	8.96% 6
To obtain preauthorization	5.97% 4
To check on status of claim	4.48% 3
To discuss denial of claim	8.96% 6
To discuss denial of services	2.99% 2
To discuss an audit/review	1.49% 1
I did not email in the last 6 months	55.22% 37
To do a clinical case review	2.99% 2
To negotiate rate increase	1.49% 1
Other (please specify)	16.42% 11
Total Respondents: 67	

#	OTHER (PLEASE SPECIFY)	DATE
1	asked for tech support to reset my password to provider portal	5/18/2017 6:09 PM
2	To check on status of provider contract	5/17/2017 3:46 PM
3	not applicable	5/11/2017 8:49 AM
4	N/A	5/11/2017 8:37 AM
5	have not e-mailed them	5/3/2017 1:39 PM
6	Re application	4/28/2017 5:49 AM
7	stopped taking insurance because of returned paper work	4/26/2017 7:43 AM
8	To update my provider info for their online directory	4/22/2017 4:57 PM
9	renew	4/22/2017 6:40 AM
10	I don't take insurance - too much hassel	4/22/2017 5:20 AM
11	My medical billing person does these tasks.	4/21/2017 6:54 PM

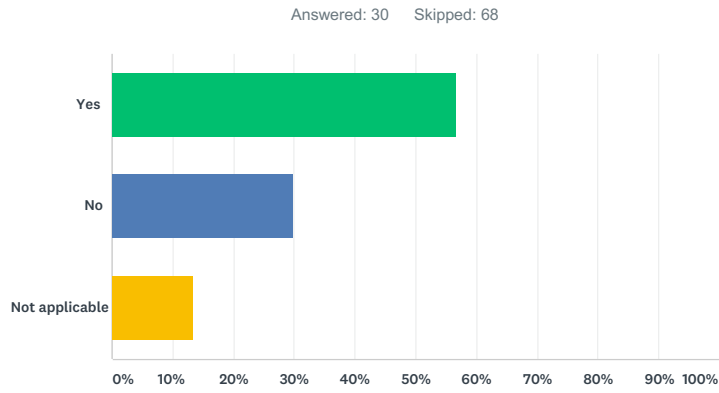
Q30 Approximately how long before you received a response from the insurance plan?

Answered: 30 Skipped: 68



ANSWER CHOICES	RESPONSES	
Within 24 hours	40.00%	12
Within 48 hours	30.00%	9
Within 3-5 business days	3.33%	1
More than 5 days	13.33%	4
I did not receive a response	13.33%	4
TOTAL		30

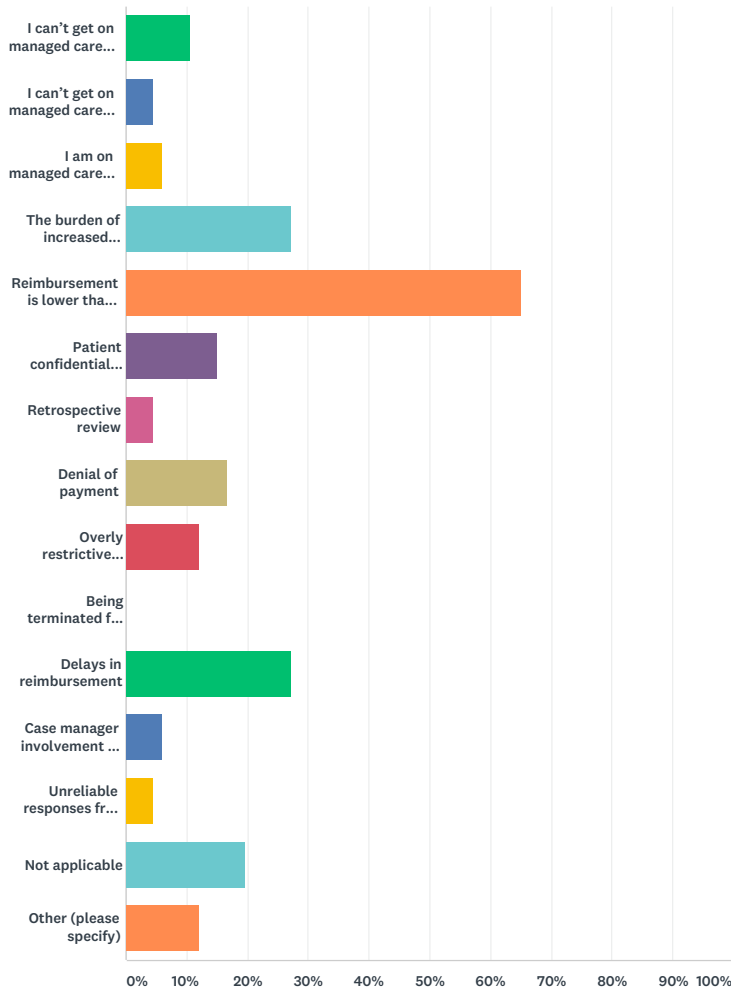
Q31 Did you receive a successful answer or resolution to the issue?



ANSWER CHOICES	RESPONSES	
Yes	56.67%	17
No	30.00%	9
Not applicable	13.33%	4
TOTAL		30

Q32 What are your greatest problems in dealing with managed care companies? (select top three problems)

Answered: 66 Skipped: 32

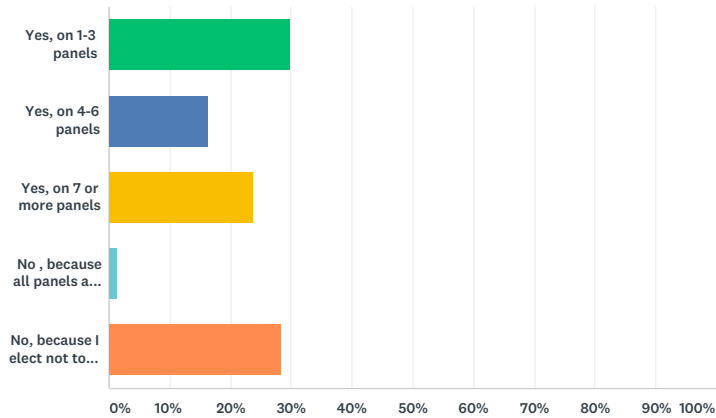


ANSWER CHOICES		RESPONSES	
I can't get on managed care panels because they are filled		10.61%	7
I can't get on managed care panels because they don't take LMFTs		4.55%	3
I am on managed care panels but receive no referrals		6.06%	4
The burden of increased paperwork		27.27%	18
Reimbursement is lower than my usual and customary fees		65.15%	43
Patient confidentiality is compromised		15.15%	10
Retrospective review		4.55%	3
Denial of payment		16.67%	11
Overly restrictive limitations on the amount of treatment authorized		12.12%	8
Being terminated from panels		0.00%	0
Delays in reimbursement		27.27%	18
Case manager involvement in treatment decisions		6.06%	4
Unreliable responses from case managers/revolving door of case managers		4.55%	3
Not applicable		19.70%	13
Other (please specify)		12.12%	8
Total Respondents: 66			
#	OTHER (PLEASE SPECIFY)	DATE	

1	Not knowing when authorization is needed and then problems with retroactive authorization.	5/17/2017 3:49 PM
2	Many of the items above are reasons not on panels	5/15/2017 3:39 PM
3	I removed myself from 3 major managed care companies because of the burden of paperwork and the number of mistakes they made in processing my claims. I now deal with only 1 through the Medi-Cal system.	5/11/2017 6:35 PM
4	I am no longer on managed care panels	5/4/2017 6:31 AM
5	Paperwork, survey, panel demands affect actual providing of services.	4/27/2017 9:56 PM
6	No problems noted	4/26/2017 3:51 PM
7	Unreasonable demands to notify the insurance company of availability within 5 days.	4/24/2017 7:39 AM
8	My practice is private pay only.	4/21/2017 7:29 PM

Q33 Are you a provider on PPO, HMO, EAP, or other managed care panels?

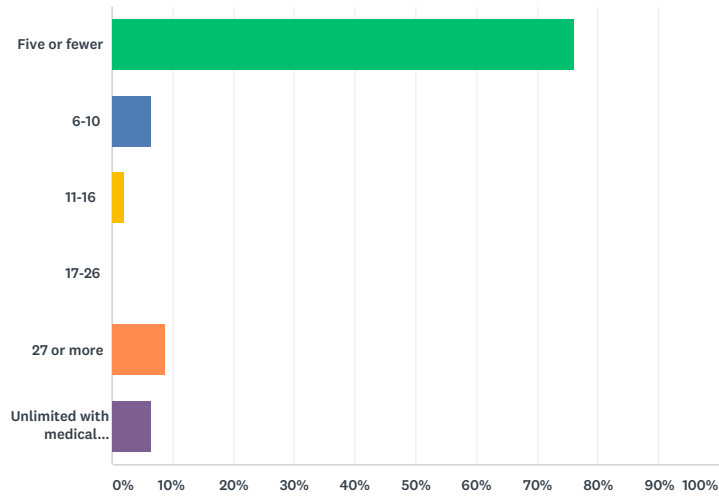
Answered: 67 Skipped: 31



ANSWER CHOICES	RESPONSES	
Yes, on 1-3 panels	29.85%	20
Yes, on 4-6 panels	16.42%	11
Yes, on 7 or more panels	23.88%	16
No, because all panels are filled	1.49%	1
No, because I elect not to participate	28.36%	19
TOTAL		67

Q34 How often have you found it necessary to contact managed care companies to pre-authorize services?

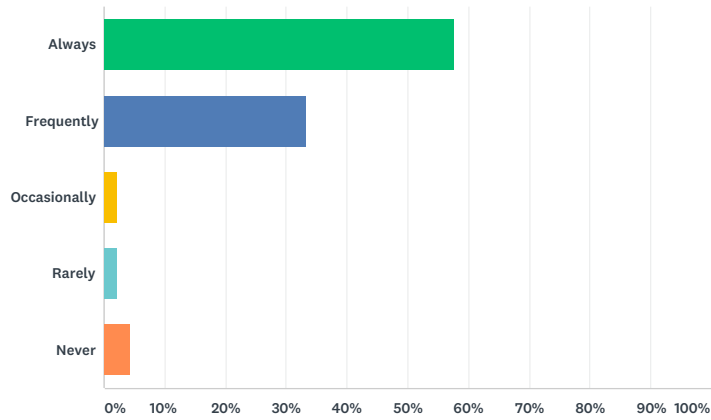
Answered: 46 Skipped: 52



ANSWER CHOICES	RESPONSES	
Five or fewer	76.09%	35
6-10	6.52%	3
11-16	2.17%	1
17-26	0.00%	0
27 or more	8.70%	4
Unlimited with medical necessity	6.52%	3
TOTAL		46

Q35 When pre-authorization is required, how often have you successfully obtained the desired authorization for services?

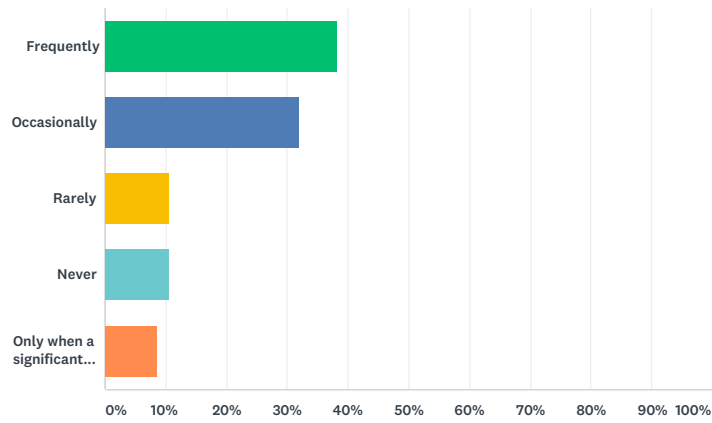
Answered: 45 Skipped: 53



ANSWER CHOICES	RESPONSES	
Always	57.78%	26
Frequently	33.33%	15
Occasionally	2.22%	1
Rarely	2.22%	1
Never	4.44%	2
TOTAL		45

Q36 Do you advocate for continued treatment for your clients?

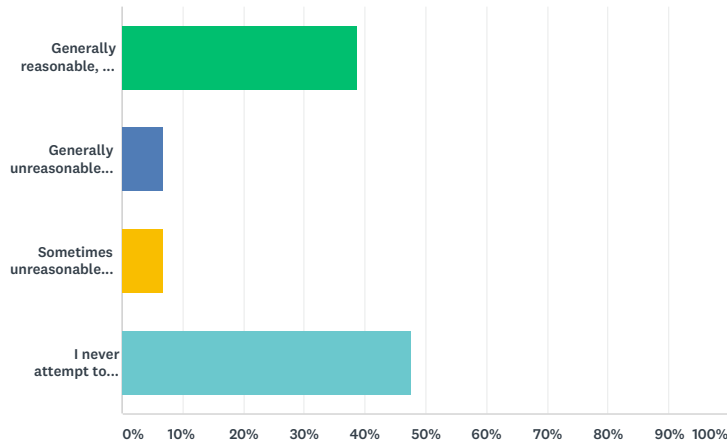
Answered: 47 Skipped: 51



ANSWER CHOICES	RESPONSES	
Frequently	38.30%	18
Occasionally	31.91%	15
Rarely	10.64%	5
Never	10.64%	5
Only when a significant argument can be made for medical necessity	8.51%	4
TOTAL		47

Q37 In your experience, which of the following applies to the terms and conditions of managed care contracts?

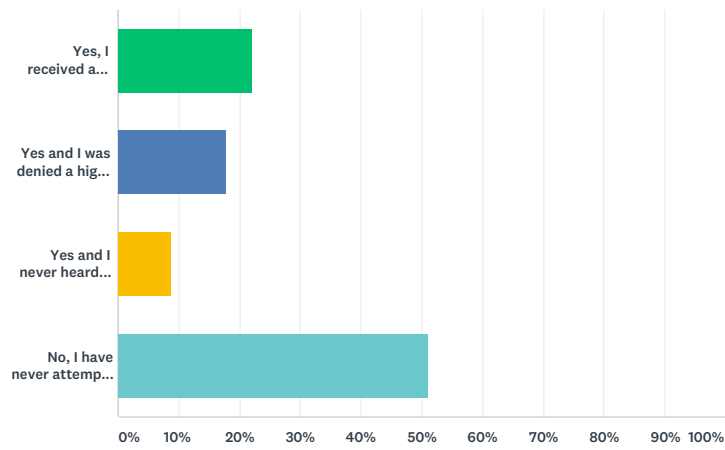
Answered: 44 Skipped: 54



ANSWER CHOICES	RESPONSES	
Generally reasonable, and I sign without significant negotiation	38.64%	17
Generally unreasonable and difficult to negotiate	6.82%	3
Sometimes unreasonable, but often negotiable	6.82%	3
I never attempt to negotiate the terms of a managed care contract	47.73%	21
TOTAL		44

Q38 Have you ever negotiated with a managed care company for an increase in your reimbursement?

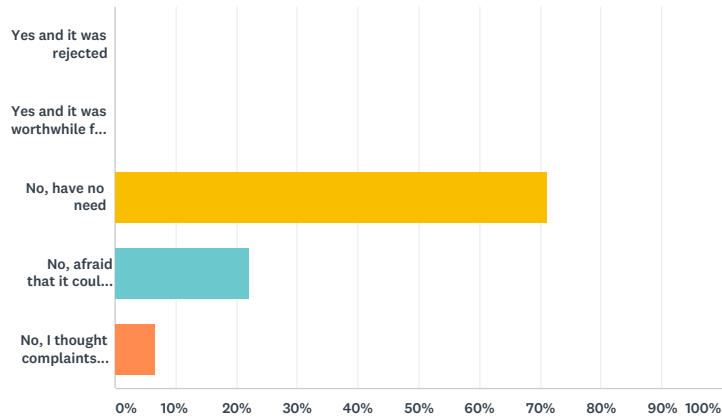
Answered: 45 Skipped: 53



ANSWER CHOICES	RESPONSES	
Yes, I received a higher reimbursement rate	22.22%	10
Yes and I was denied a higher reimbursement rate	17.78%	8
Yes and I never heard back from the insurance company	8.89%	4
No, I have never attempted to negotiate an increase in reimbursement	51.11%	23
TOTAL		45

Q39 Have you filed a complaint with the Department of Managed Health Care against a managed care company?

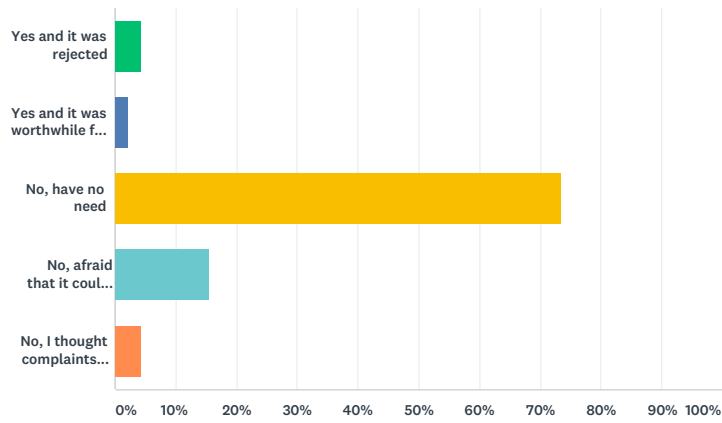
Answered: 45 Skipped: 53



ANSWER CHOICES	RESPONSES
Yes and it was rejected	0.00% 0
Yes and it was worthwhile for the patient and me	0.00% 0
No, have no need	71.11% 32
No, afraid that it could negatively impact me	22.22% 10
No, I thought complaints could only be made by patients	6.67% 3
TOTAL	45

Q40 Have you filed a complaint with the Department of Insurance?

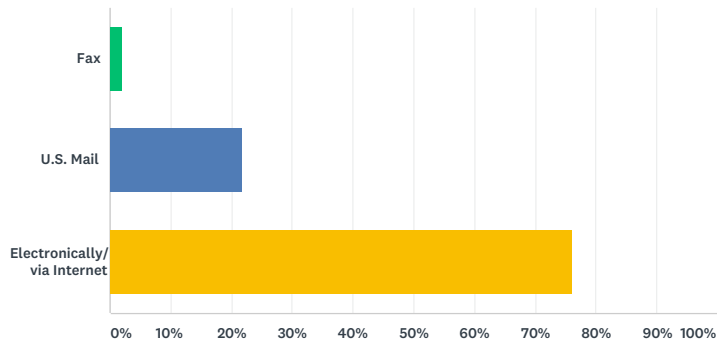
Answered: 45 Skipped: 53



ANSWER CHOICES	RESPONSES	
Yes and it was rejected	4.44%	2
Yes and it was worthwhile for patient and me	2.22%	1
No, have no need	73.33%	33
No, afraid that it could negatively impact me	15.56%	7
No, I thought complaints could only be made by patients	4.44%	2
TOTAL		45

Q41 How do you submit billing to insurance plans?

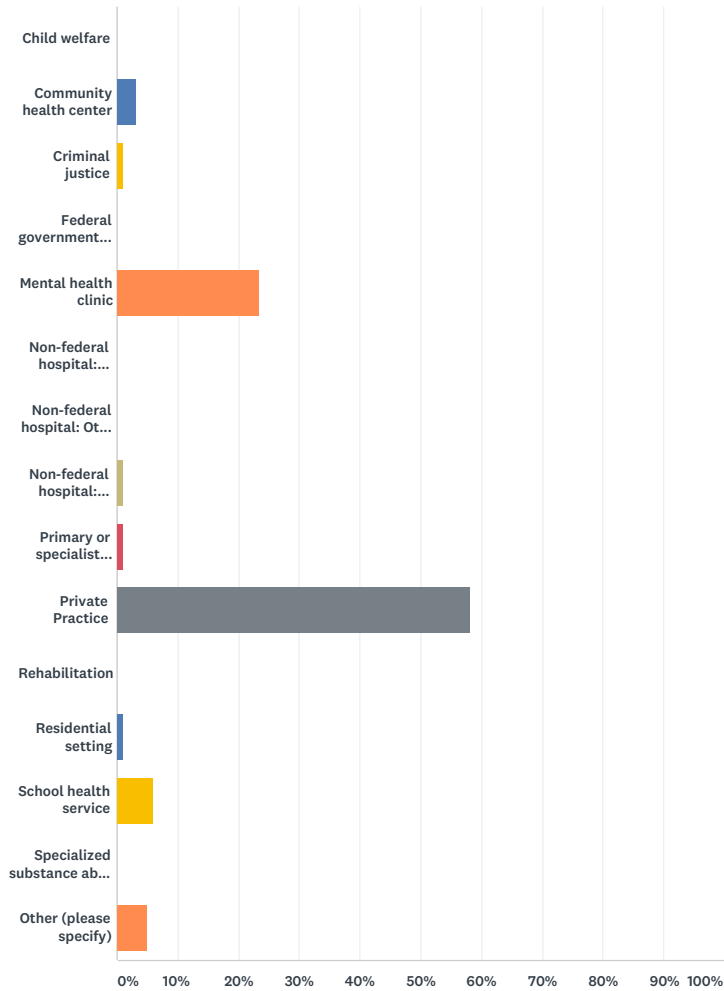
Answered: 46 Skipped: 52



ANSWER CHOICES	RESPONSES	
Fax	2.17%	1
U.S. Mail	21.74%	10
Electronically/via Internet	76.09%	35
TOTAL		46

Q42 Which best describes the type of setting that most closely corresponds to your primary patient care practice location?

Answered: 98 Skipped: 0



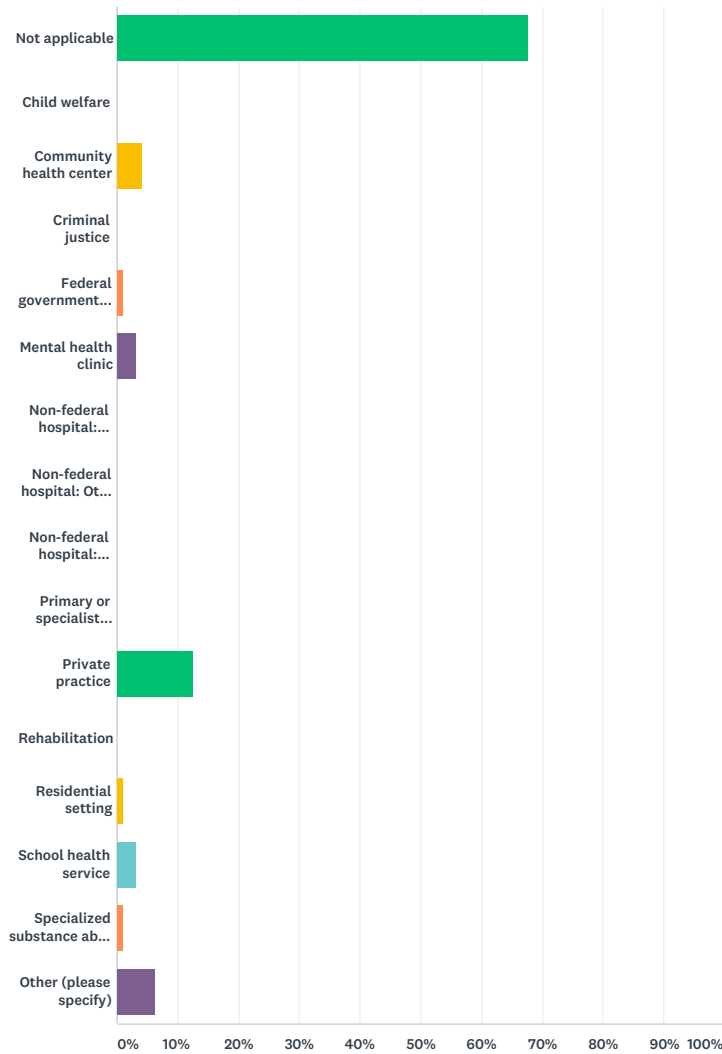
ANSWER CHOICES	RESPONSES
Child welfare	0.00% 0
Community health center	3.06% 3
Criminal justice	1.02% 1
Federal government hospital	0.00% 0
Mental health clinic	23.47% 23
Non-federal hospital: General Medicine	0.00% 0
Non-federal hospital: Other (e.g., nursing home unit)	0.00% 0
Non-federal hospital: Psychiatric	1.02% 1
Primary or specialist medical care	1.02% 1
Private Practice	58.16% 57
Rehabilitation	0.00% 0
Residential setting	1.02% 1
School health service	6.12% 6
Specialized substance abuse treatment facility	0.00% 0
Other (please specify)	5.10% 5
TOTAL	98

#	OTHER (PLEASE SPECIFY)	DATE
---	------------------------	------

1	County crisis assessment	5/11/2017 8:17 AM
2	Ffamily home agency, home settings	5/1/2017 8:55 PM
3	Consultation and research	4/26/2017 4:14 PM
4	Family Law	4/21/2017 7:31 PM
5	day treatment Developmentally disabled with Co-occurring issues	4/21/2017 3:30 PM

Q43 Which best describes the type of setting that most closely corresponds to your secondary patient care practice location?

Answered: 96 Skipped: 2

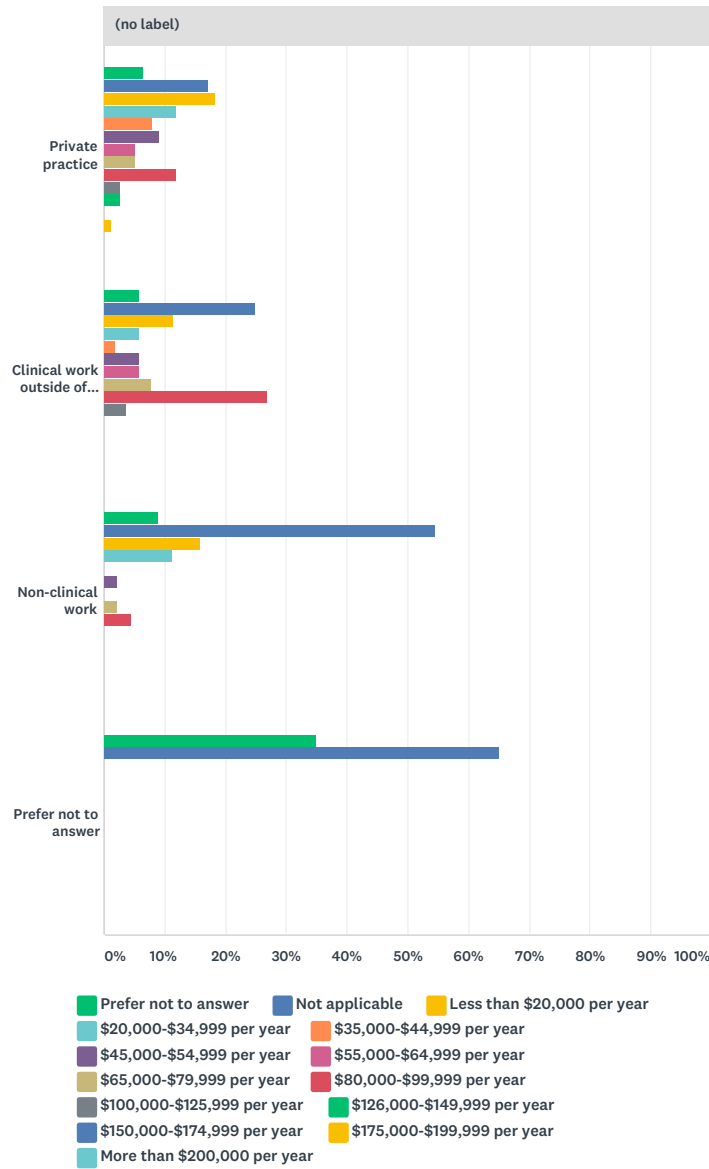


ANSWER CHOICES	RESPONSES	
Not applicable	67.71%	65
Child welfare	0.00%	0
Community health center	4.17%	4
Criminal justice	0.00%	0
Federal government hospital	1.04%	1
Mental health clinic	3.13%	3
Non-federal hospital: General Medicine	0.00%	0
Non-federal hospital: Other (e.g., nursing home unit)	0.00%	0
Non-federal hospital: Psychiatric	0.00%	0
Primary or specialist medical care	0.00%	0
Private practice	12.50%	12
Rehabilitation	0.00%	0
Residential setting	1.04%	1
School health service	3.13%	3
Specialized substance abuse treatment facility	1.04%	1
Other (please specify)	6.25%	6

TOTAL		96
#	OTHER (PLEASE SPECIFY)	DATE
1	Family law court	5/11/2017 8:17 AM
2	college students	4/23/2017 9:00 AM
3	home office	4/23/2017 7:24 AM
4	non-profit clinical supervisor	4/22/2017 6:42 AM
5	Psychiatric For Profit Clinic	4/21/2017 10:06 PM
6	I teach p/t for a 4-year state university	4/21/2017 2:12 PM

Q44 What is your average annual income (before taxes) from:(Note: please provide information for all that apply)

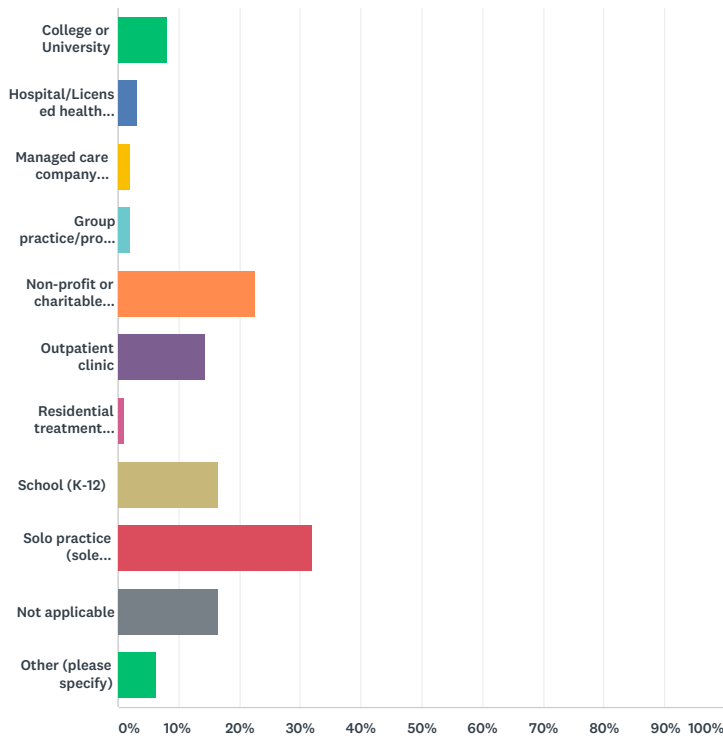
Answered: 91 Skipped: 7



(no label)	PREFER NOT TO ANSWER	NOT APPLICABLE	LESS THAN \$20,000 PER YEAR	\$20,000-\$34,999 PER YEAR	\$35,000-\$44,999 PER YEAR	\$45,000-\$54,999 PER YEAR	\$55,000-\$64,999 PER YEAR	\$65,000-\$79,999 PER YEAR	\$80,000-\$99,999 PER YEAR	\$100,000-\$125,999 PER YEAR	\$126,000-\$149,999 PER YEAR	\$150,000-\$174,999 PER YEAR	\$175,000-\$199,999 PER YEAR	\$199,999 PER YEAR
Private practice	6.58% 5	17.11% 13	18.42% 14	11.84% 9	7.89% 6	9.21% 7	5.26% 4	5.26% 4	11.84% 9	2.63% 2	2.63% 2	0.00% 0	0.00% 0	1
Clinical work outside of private practice	5.77% 3	25.00% 13	11.54% 6	5.77% 3	1.92% 1	5.77% 3	5.77% 3	7.69% 4	26.92% 14	3.85% 2	0.00% 0	0.00% 0	0.00% 0	0
Non-clinical work	9.09% 4	54.55% 24	15.91% 7	11.36% 5	0.00% 0	2.27% 1	0.00% 0	2.27% 1	4.55% 2	0.00% 0	0.00% 0	0.00% 0	0.00% 0	0
Prefer not to answer	35.00% 7	65.00% 13	0.00% 0	0.00% 0	0.00% 0	0.00% 0	0.00% 0	0.00% 0	0.00% 0	0.00% 0	0.00% 0	0.00% 0	0.00% 0	0

Q45 Do you work in any of the following settings? (Check all that apply)

Answered: 97 Skipped: 1

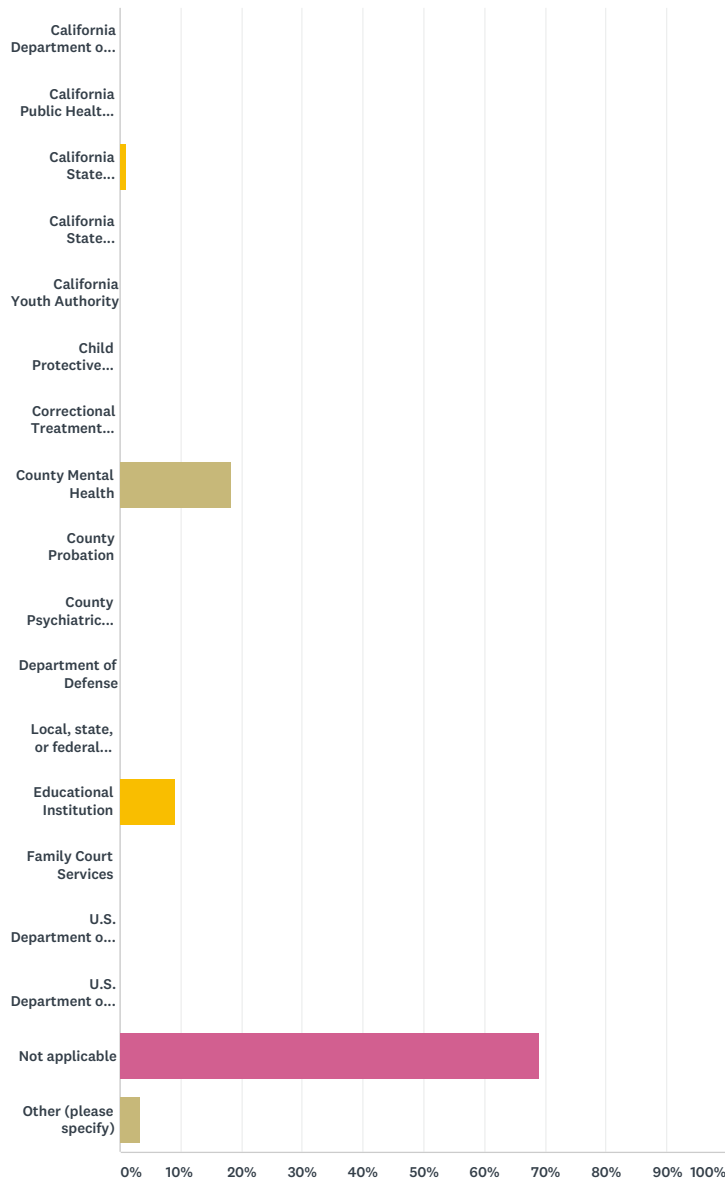


ANSWER CHOICES	RESPONSES
College or University	8.25% 8
Hospital/Licensed health facility	3.09% 3
Managed care company including HMO, PPO, EAP, etc.	2.06% 2
Group practice/professional corporation	2.06% 2
Non-profit or charitable corporation	22.68% 22
Outpatient clinic	14.43% 14
Residential treatment facility	1.03% 1
School (K-12)	16.49% 16
Solo practice (sole proprietor or solo professional corporation)	31.96% 31
Not applicable	16.49% 16
Other (please specify)	6.19% 6
Total Respondents: 97	

#	OTHER (PLEASE SPECIFY)	DATE
1	additional income above is from social security and savings	5/18/2017 6:16 PM
2	home	5/11/2017 8:52 AM
3	Family law court	5/11/2017 8:18 AM
4	Have taught university and community college in the past	5/4/2017 6:34 AM
5	Dr. Owner Psychiatric Clinic	4/21/2017 10:08 PM
6	Detention center	4/21/2017 4:20 PM

Q46 Do you work in any of the following settings? (Check all that apply)

Answered: 87 Skipped: 11



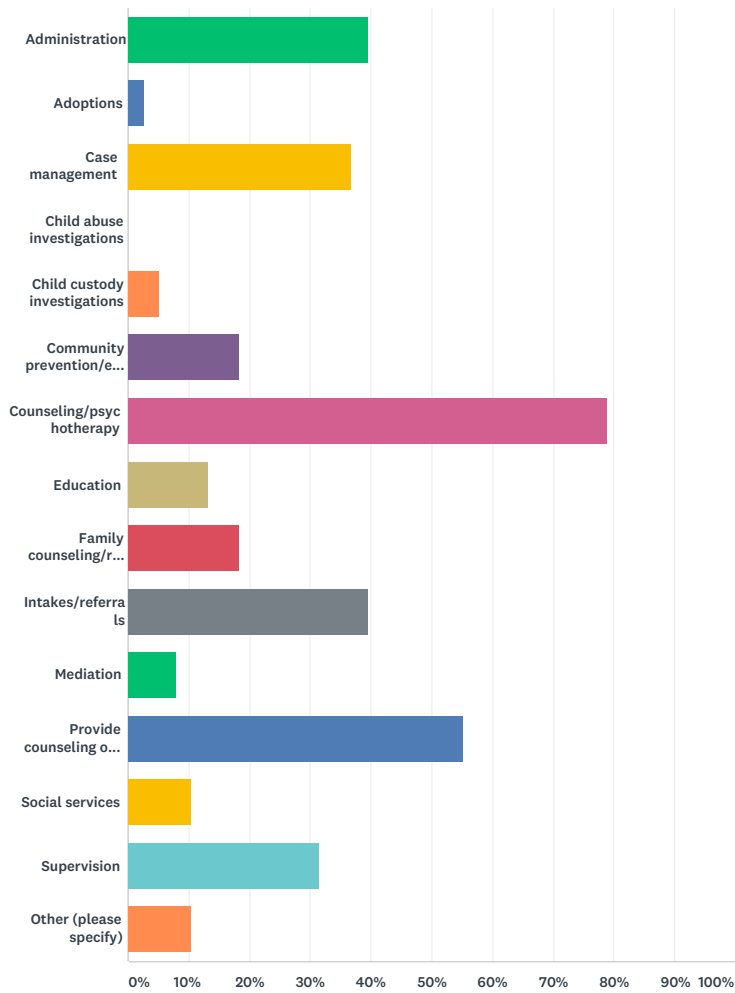
ANSWER CHOICES	RESPONSES	
California Department of Social Services	0.00%	0
California Public Health Service	0.00%	0
California State Department of Corrections and Rehabilitation	1.15%	1
California State Psychiatric Hospital	0.00%	0
California Youth Authority	0.00%	0
Child Protective Services or its equivalent	0.00%	0
Correctional Treatment Facility	0.00%	0
County Mental Health	18.39%	16
County Probation	0.00%	0
County Psychiatric Facility	0.00%	0
Department of Defense	0.00%	0
Local, state, or federal government	0.00%	0
Educational Institution	9.20%	8

Family Court Services	0.00%	0
U.S. Department of Health Services	0.00%	0
U.S. Department of Veterans Affairs	0.00%	0
Not applicable	68.97%	60
Other (please specify)	3.45%	3
Total Respondents: 87		

#	OTHER (PLEASE SPECIFY)	DATE
1	Private Practice Office with 4 LMFT's	5/17/2017 7:38 AM
2	Non-Profit with County Contract 0-18 Medical	5/1/2017 11:38 PM
3	Ca state Developmental Disability Services	5/1/2017 8:58 PM

Q47 What are your duties? (Check all that apply)

Answered: 38 Skipped: 60



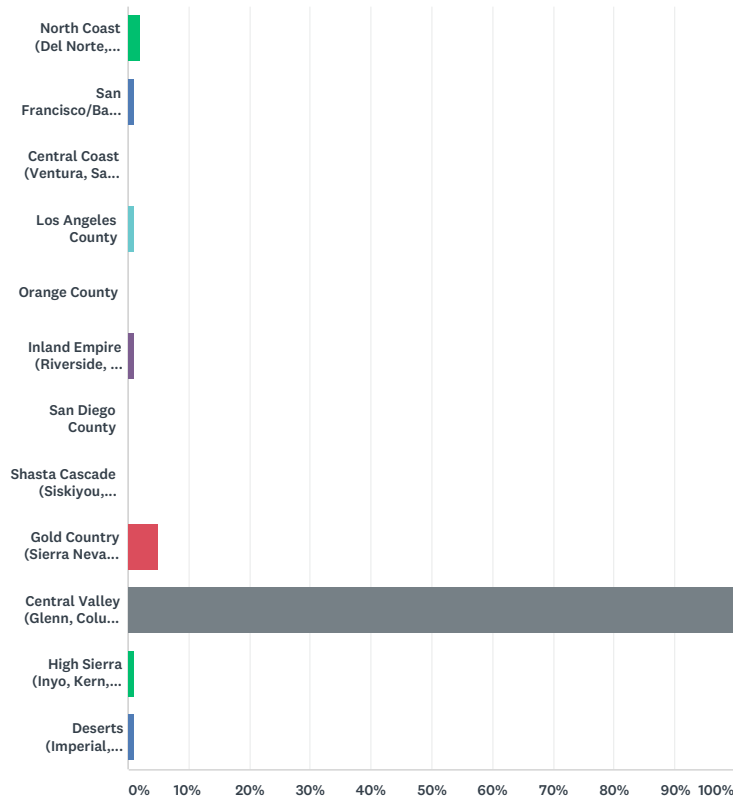
ANSWER CHOICES	RESPONSES	
Administration	39.47%	15
Adoptions	2.63%	1
Case management	36.84%	14
Child abuse investigations	0.00%	0
Child custody investigations	5.26%	2
Community prevention/education	18.42%	7
Counseling/psychotherapy	78.95%	30
Education	13.16%	5
Family counseling/reunification	18.42%	7
Intakes/referrals	39.47%	15
Mediation	7.89%	3
Provide counseling or psychotherapy	55.26%	21
Social services	10.53%	4
Supervision	31.58%	12
Other (please specify)	10.53%	4
Total Respondents: 38		

#	OTHER (PLEASE SPECIFY)	DATE
1	Crisis assessments	5/11/2017 8:19 AM

2	Quality Assurance - auditing - Training Doctoral Students at Agency as an art therapist on how to art in their work with families.	5/1/2017 11:41 PM
3	Training, Clinical consultation	4/30/2017 3:56 PM
4	crisis services	4/23/2017 10:36 AM

Q48 In which California region/county do you work as a marriage and family therapist or in a related position? (Check all that apply)

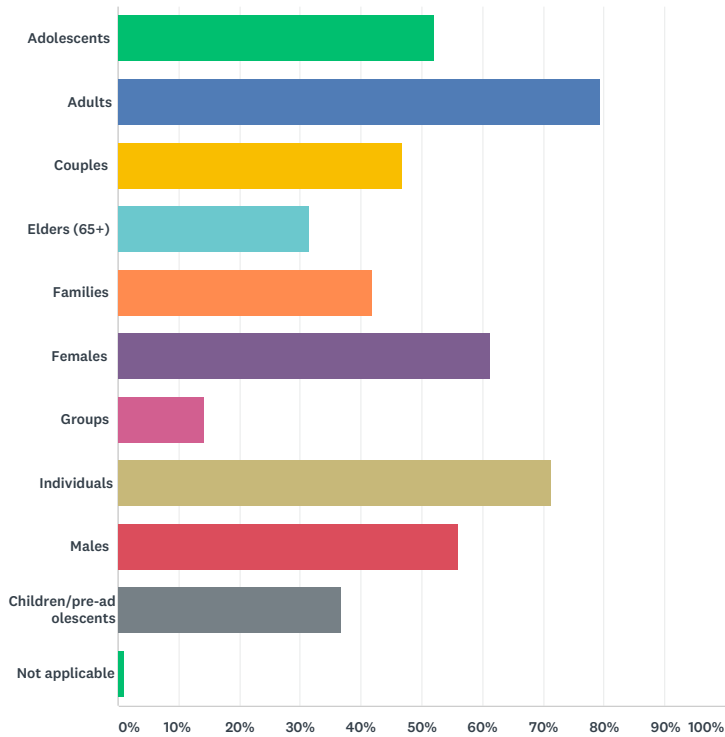
Answered: 98 Skipped: 0



ANSWER CHOICES	RESPONSES
North Coast (Del Norte, Humboldt, Mendocino, Sonoma, Lake)	2.04% 2
San Francisco/Bay Area (San Francisco, Marin, Contra Costa, San Mateo, Alameda, Santa Cruz, Santa Clara)	1.02% 1
Central Coast (Ventura, Santa Barbara, San Luis Obispo, Monterey, San Benito)	0.00% 0
Los Angeles County	1.02% 1
Orange County	0.00% 0
Inland Empire (Riverside, San Bernardino)	1.02% 1
San Diego County	0.00% 0
Shasta Cascade (Siskiyou, Modoc, Shasta, Lassen, Tehama, Plumas, Butte, Glenn, Trinity)	0.00% 0
Gold Country (Sierra Nevada, Placer, Yuba, El Dorado, Fresno, Mariposa, Tuolumne, Calaveras, Amador, Sacramento, Sutter)	5.10% 5
Central Valley (Glenn, Colusa, Yolo, Solano, San Joaquin, Sacramento, Stanislaus, Merced, Madera)	100.00% 98
High Sierra (Inyo, Kern, Tulare, Fresno, Madera, Mariposa, Mono, Yuba, Alpine, Tuolumne, Calaveras)	1.02% 1
Deserts (Imperial, Riverside, San Bernardino)	1.02% 1
Total Respondents: 98	

Q49 With which population of clients do you typically work? (Check all that apply)

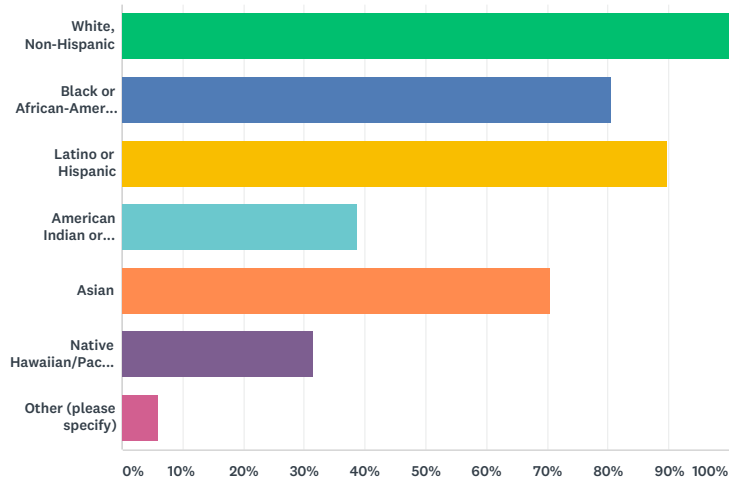
Answered: 98 Skipped: 0



ANSWER CHOICES	RESPONSES	
Adolescents	52.04%	51
Adults	79.59%	78
Couples	46.94%	46
Elders (65+)	31.63%	31
Families	41.84%	41
Females	61.22%	60
Groups	14.29%	14
Individuals	71.43%	70
Males	56.12%	55
Children/pre-adolescents	36.73%	36
Not applicable	1.02%	1
Total Respondents: 98		

Q50 Which races/ethnicities are represented by the clients you treat? (Check all that apply)

Answered: 98 Skipped: 0

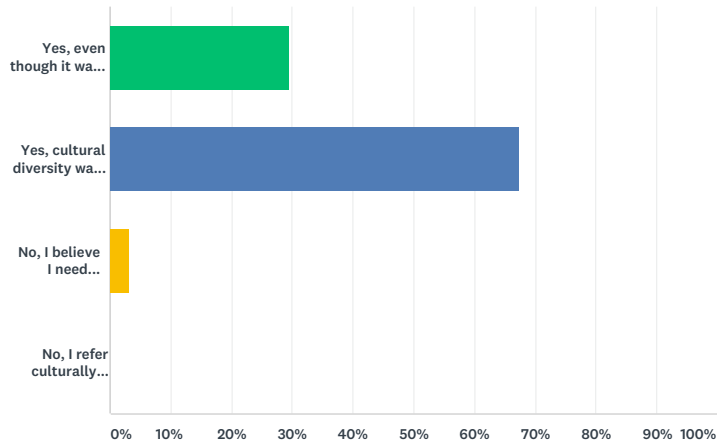


ANSWER CHOICES	RESPONSES
White, Non-Hispanic	100.00% 98
Black or African-American	80.61% 79
Latino or Hispanic	89.80% 88
American Indian or Alaskan Native	38.78% 38
Asian	70.41% 69
Native Hawaiian/Pacific Islander	31.63% 31
Other (please specify)	6.12% 6
Total Respondents: 98	

#	OTHER (PLEASE SPECIFY)	DATE
1	Muslim	5/17/2017 7:40 AM
2	India Indian	5/15/2017 3:45 PM
3	Mediterranean/North Africa	4/27/2017 10:11 AM
4	Filipino, European, Russian	4/22/2017 5:04 PM
5	not by choice -the area i live in does not send me much diversity	4/21/2017 5:48 PM
6	Middle Eastern/Arab	4/21/2017 2:14 PM

Q51 Do you believe you have sufficient educational training to treat culturally diverse clients?

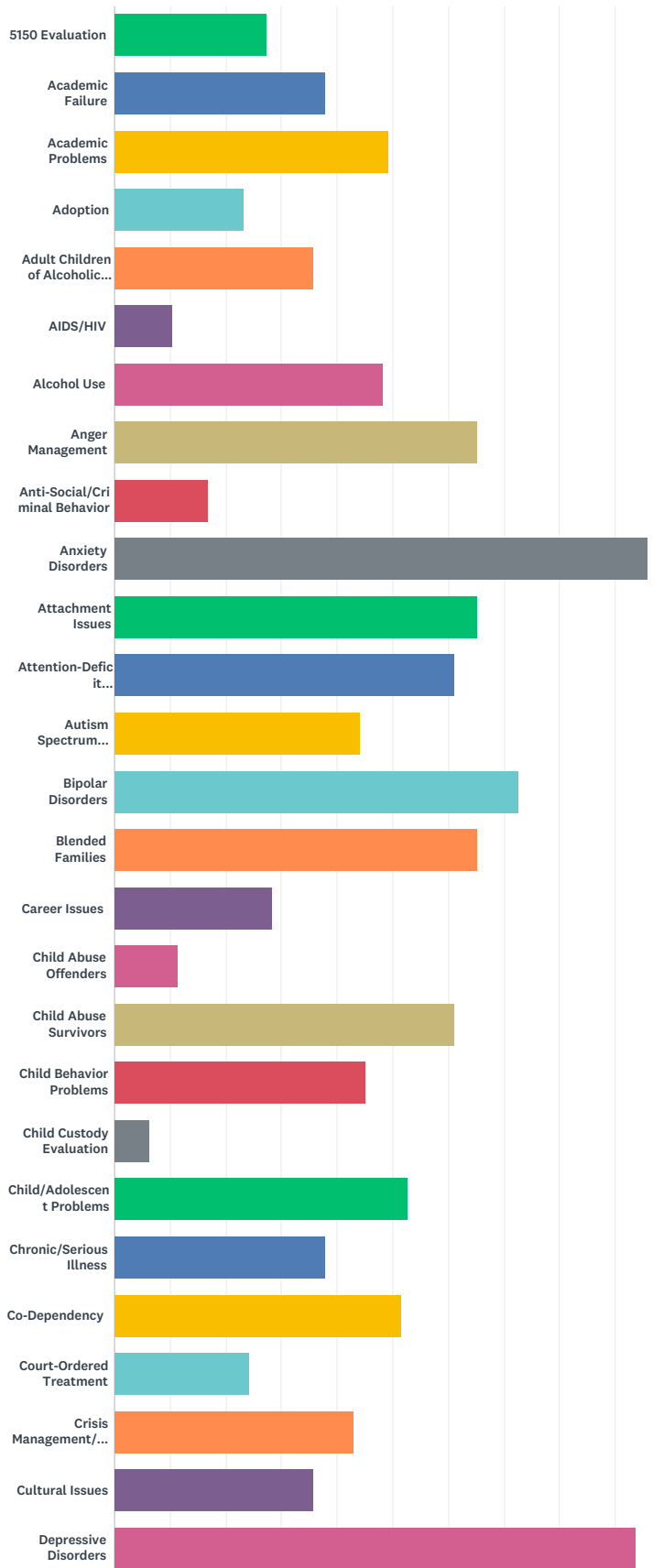
Answered: 98 Skipped: 0

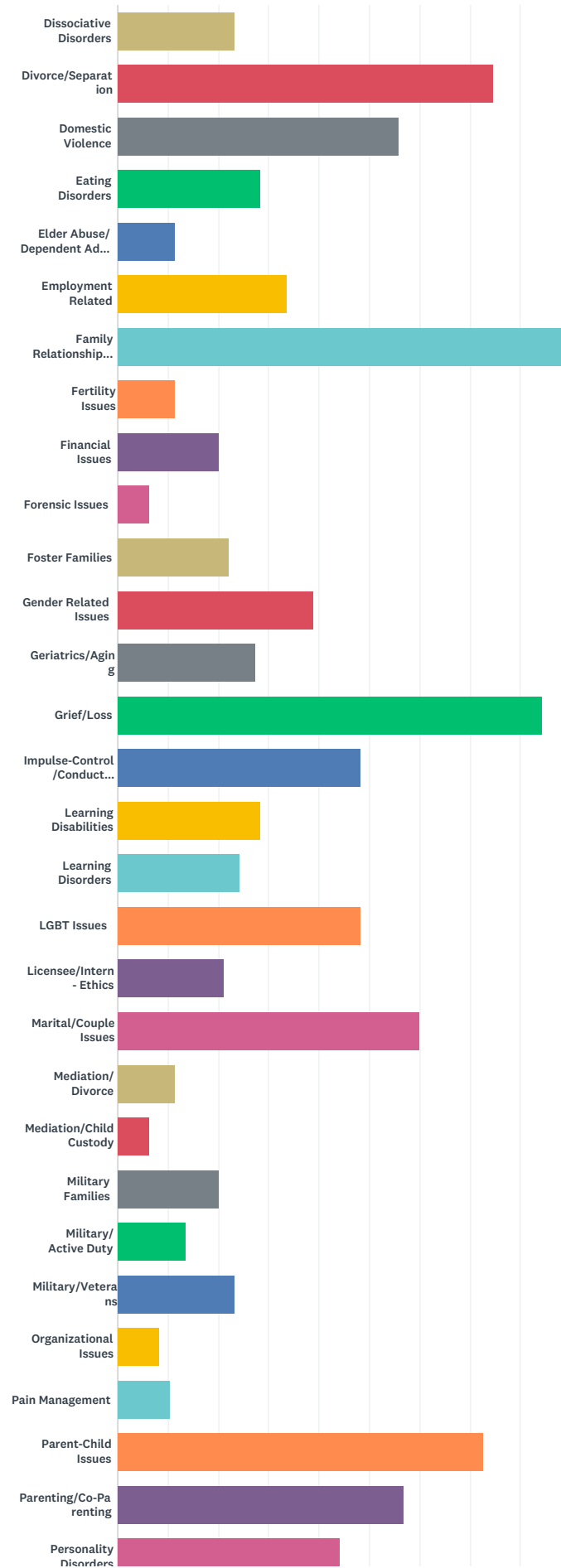


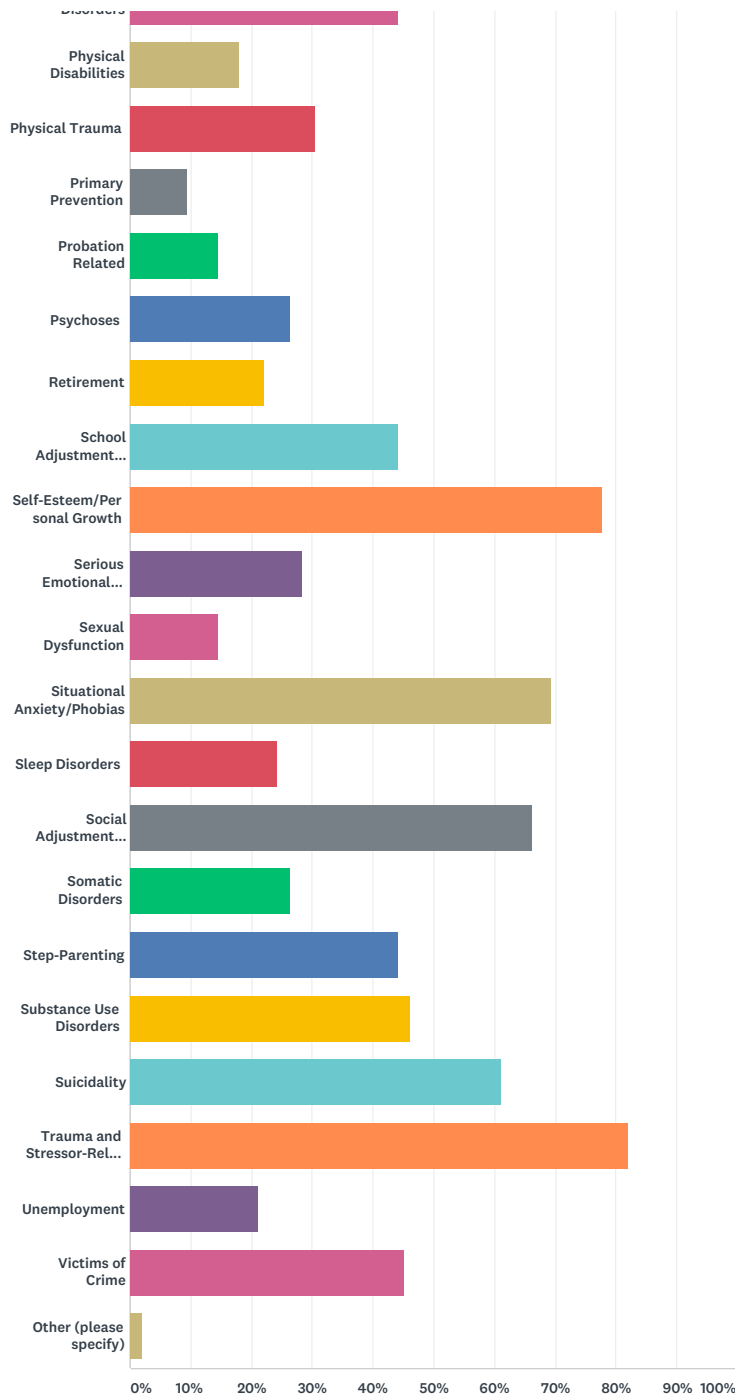
ANSWER CHOICES	RESPONSES	
Yes, even though it was not sufficiently addressed as a part of my education	29.59%	29
Yes, cultural diversity was adequately covered by my education	67.35%	66
No, I believe I need additional training to treat culturally diverse populations	3.06%	3
No, I refer culturally diverse clients to qualified therapists	0.00%	0
TOTAL		98

Q52 Please describe the populations and clinical issues that you work with in your practice

Answered: 95 Skipped: 3







ANSWER CHOICES	RESPONSES	
5150 Evaluation	27.37%	26
Academic Failure	37.89%	36
Academic Problems	49.47%	47
Adoption	23.16%	22
Adult Children of Alcoholics (ACA)	35.79%	34
AIDS/HIV	10.53%	10
Alcohol Use	48.42%	46
Anger Management	65.26%	62
Anti-Social/Criminal Behavior	16.84%	16
Anxiety Disorders	95.79%	91
Attachment Issues	65.26%	62

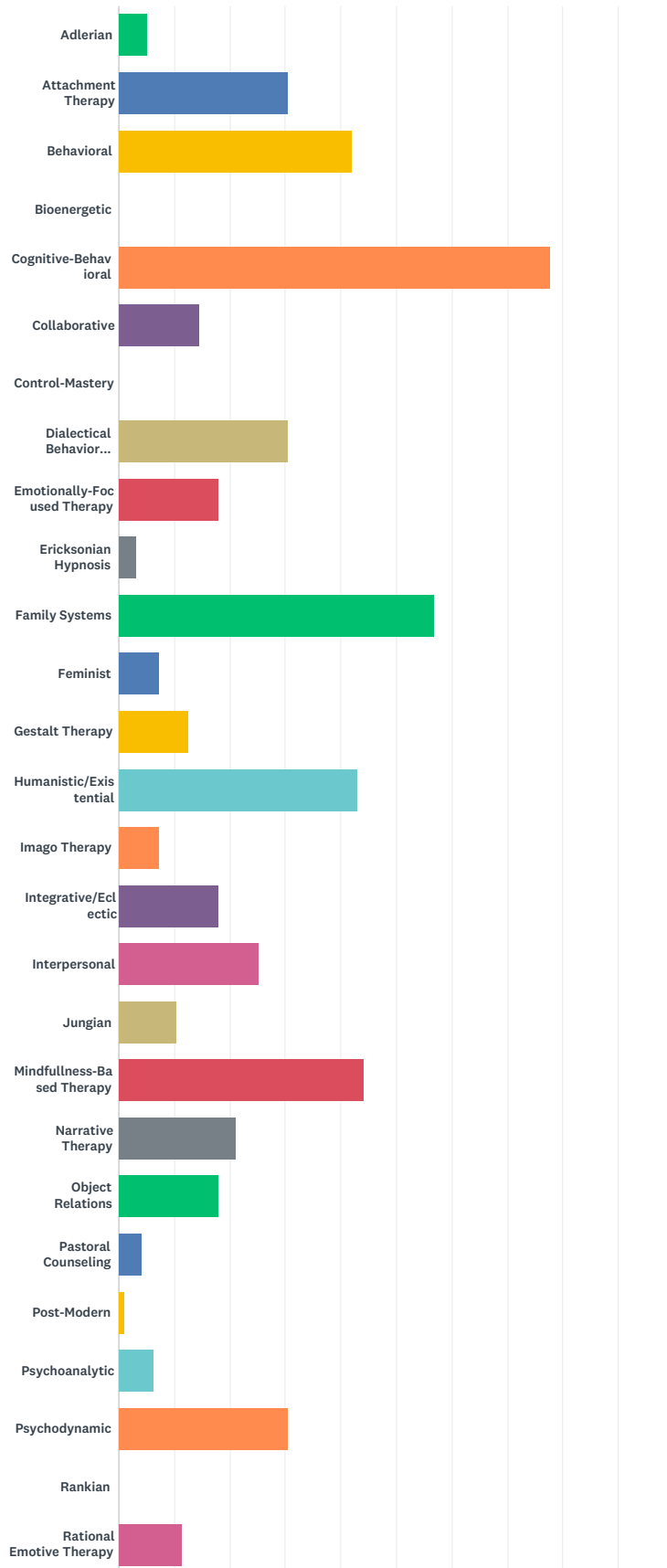
Attention-Deficit Hyperactivity Disorder	61.05%	58
Autism Spectrum Disorders	44.21%	42
Bipolar Disorders	72.63%	69
Blended Families	65.26%	62
Career Issues	28.42%	27
Child Abuse Offenders	11.58%	11
Child Abuse Survivors	61.05%	58
Child Behavior Problems	45.26%	43
Child Custody Evaluation	6.32%	6
Child/Adolescent Problems	52.63%	50
Chronic/Serious Illness	37.89%	36
Co-Dependency	51.58%	49
Court-Ordered Treatment	24.21%	23
Crisis Management/ Intervention	43.16%	41
Cultural Issues	35.79%	34
Depressive Disorders	93.68%	89
Dissociative Disorders	23.16%	22
Divorce/Separation	74.74%	71
Domestic Violence	55.79%	53
Eating Disorders	28.42%	27
Elder Abuse/ Dependent Adult Abuse	11.58%	11
Employment Related	33.68%	32
Family Relationship Issues	88.42%	84
Fertility Issues	11.58%	11
Financial Issues	20.00%	19
Forensic Issues	6.32%	6
Foster Families	22.11%	21
Gender Related Issues	38.95%	37
Geriatrics/Aging	27.37%	26
Grief/Loss	84.21%	80
Impulse-Control/Conduct Disorders	48.42%	46
Learning Disabilities	28.42%	27
Learning Disorders	24.21%	23
LGBT Issues	48.42%	46
Licensee/Intern- Ethics	21.05%	20
Marital/Couple Issues	60.00%	57
Mediation/ Divorce	11.58%	11
Mediation/Child Custody	6.32%	6
Military Families	20.00%	19
Military/ Active Duty	13.68%	13
Military/Veterans	23.16%	22
Organizational Issues	8.42%	8
Pain Management	10.53%	10
Parent-Child Issues	72.63%	69
Parenting/Co-Parenting	56.84%	54
Personality Disorders	44.21%	42
Physical Disabilities	17.89%	17
Physical Trauma	30.53%	29
Primary Prevention	9.47%	9

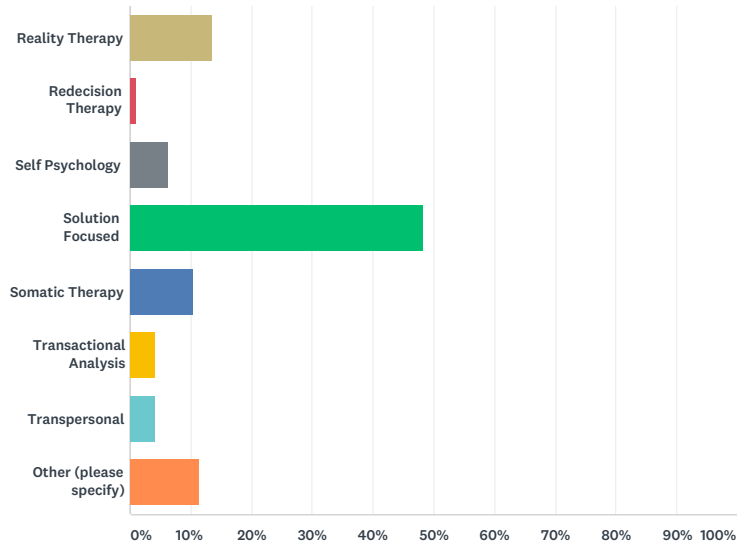
Probation Related	14.74%	14
Psychoses	26.32%	25
Retirement	22.11%	21
School Adjustment Problems	44.21%	42
Self-Esteem/Personal Growth	77.89%	74
Serious Emotional Disturbances (SED) Of Children	28.42%	27
Sexual Dysfunction	14.74%	14
Situational Anxiety/Phobias	69.47%	66
Sleep Disorders	24.21%	23
Social Adjustment Problems	66.32%	63
Somatic Disorders	26.32%	25
Step-Parenting	44.21%	42
Substance Use Disorders	46.32%	44
Suicidality	61.05%	58
Trauma and Stressor-Related Disorders	82.11%	78
Unemployment	21.05%	20
Victims of Crime	45.26%	43
Other (please specify)	2.11%	2
Total Respondents: 95		

#	OTHER (PLEASE SPECIFY)	DATE
1	checks above indicate clinic issues addressed	4/24/2017 11:47 AM
2	I am primarily a sex and relationship therapist. Many issues impact sexuality and intimacy	4/21/2017 5:50 PM

Q53 Which of the following best describe your theoretical orientation?
(Check all that apply)

Answered: 95 Skipped: 3



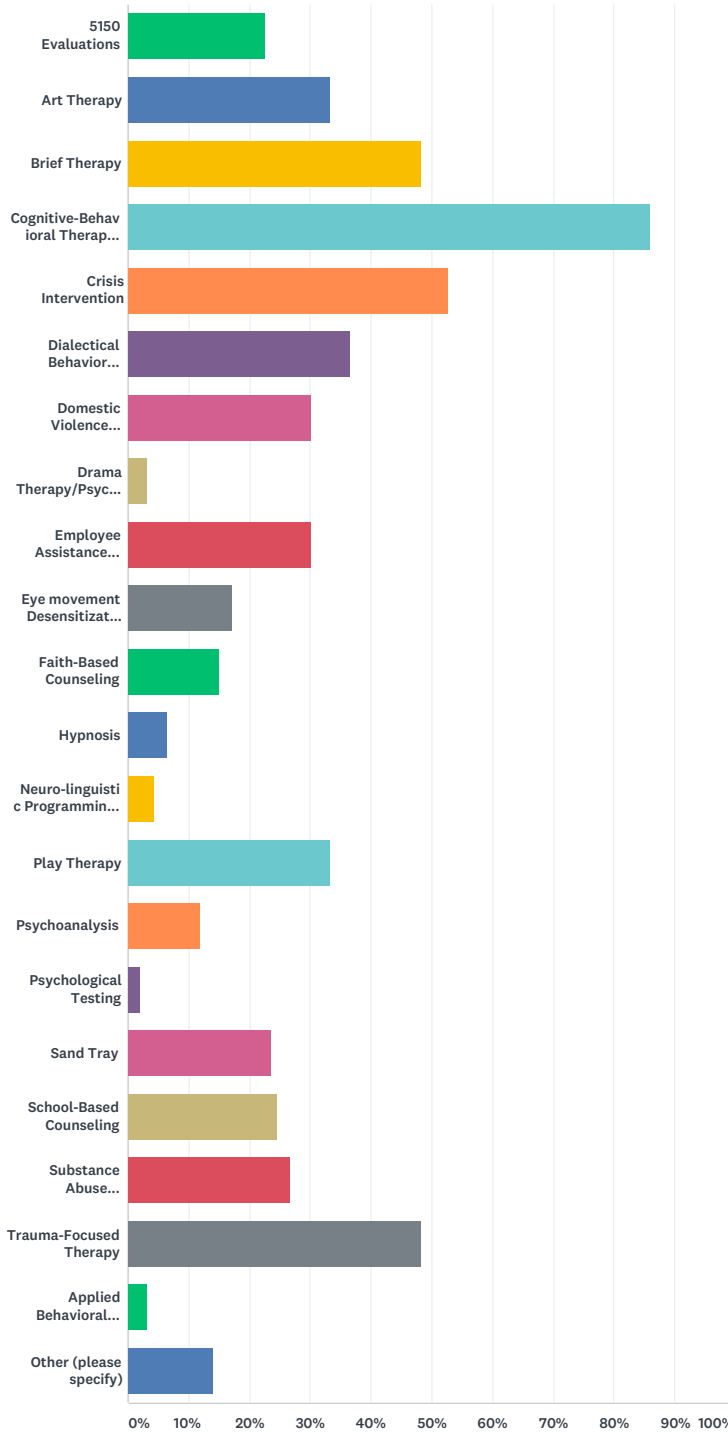


ANSWER CHOICES	RESPONSES	
Adlerian	5.26%	5
Attachment Therapy	30.53%	29
Behavioral	42.11%	40
Bioenergetic	0.00%	0
Cognitive-Behavioral	77.89%	74
Collaborative	14.74%	14
Control-Mastery	0.00%	0
Dialectical Behavior Therapy (DBT)	30.53%	29
Emotionally-Focused Therapy	17.89%	17
Ericksonian Hypnosis	3.16%	3
Family Systems	56.84%	54
Feminist	7.37%	7
Gestalt Therapy	12.63%	12
Humanistic/Existential	43.16%	41
Imago Therapy	7.37%	7
Integrative/Eclectic	17.89%	17
Interpersonal	25.26%	24
Jungian	10.53%	10
Mindfulness-Based Therapy	44.21%	42
Narrative Therapy	21.05%	20
Object Relations	17.89%	17
Pastoral Counseling	4.21%	4
Post-Modern	1.05%	1
Psychoanalytic	6.32%	6
Psychodynamic	30.53%	29
Rankian	0.00%	0
Rational Emotive Therapy	11.58%	11
Reality Therapy	13.68%	13
Redecision Therapy	1.05%	1
Self Psychology	6.32%	6
Solution Focused	48.42%	46
Somatic Therapy	10.53%	10
Transactional Analysis	4.21%	4
Transpersonal	4.21%	4

Other (please specify)	11.58%	11
Total Respondents: 95		
#	OTHER (PLEASE SPECIFY)	DATE
1	Eclectic, Gottman orientation, mindfulness tools	5/4/2017 7:14 AM
2	ACT, Schema Therapy	4/28/2017 8:29 AM
3	Eclectic	4/26/2017 9:31 PM
4	Relational	4/23/2017 7:29 AM
5	Emdr	4/22/2017 4:16 PM
6	Rogerian client-centered	4/22/2017 9:37 AM
7	Relational Living Therapy	4/22/2017 6:51 AM
8	Internal Family Systems	4/22/2017 5:32 AM
9	sex therapy is a specific set of tools and approaches requiring dozens of hours of courses and hundreds hours of supervised training.	4/21/2017 5:53 PM
10	motivational interviewing	4/21/2017 3:34 PM
11	Trauma Informed practices	4/21/2017 2:17 PM

Q54 Which of the following therapeutic modalities, approaches or procedures do you utilize in clinical practice? (Check all that apply)

Answered: 93 Skipped: 5



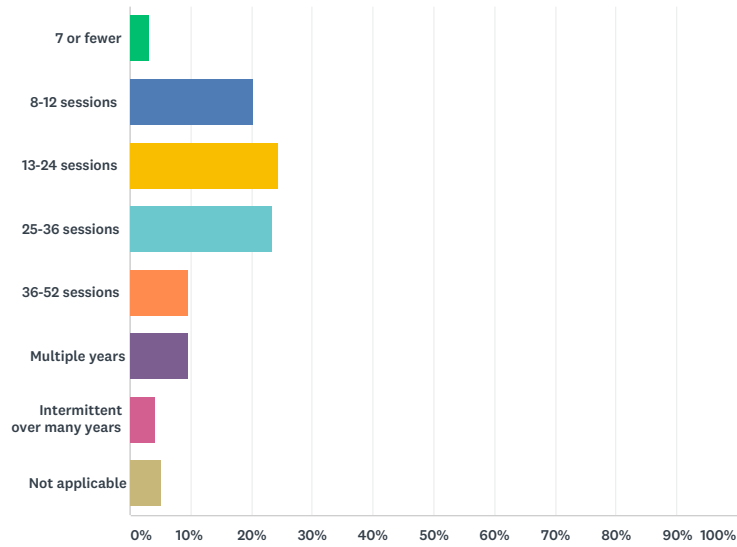
ANSWER CHOICES	RESPONSES
5150 Evaluations	22.58% 21
Art Therapy	33.33% 31
Brief Therapy	48.39% 45
Cognitive-Behavioral Therapy (CBT)	86.02% 80
Crisis Intervention	52.69% 49

Dialectical Behavior Therapy (DBT)	36.56%	34
Domestic Violence Counseling	30.11%	28
Drama Therapy/Psychodrama	3.23%	3
Employee Assistance Counseling (EAP)	30.11%	28
Eye movement Desensitization and Reprocessing (EMDR)	17.20%	16
Faith-Based Counseling	15.05%	14
Hypnosis	6.45%	6
Neuro-linguistic Programming (NLP)	4.30%	4
Play Therapy	33.33%	31
Psychoanalysis	11.83%	11
Psychological Testing	2.15%	2
Sand Tray	23.66%	22
School-Based Counseling	24.73%	23
Substance Abuse Counseling	26.88%	25
Trauma-Focused Therapy	48.39%	45
Applied Behavioral Analysis	3.23%	3
Other (please specify)	13.98%	13
Total Respondents: 93		

#	OTHER (PLEASE SPECIFY)	DATE
1	teach basic communication skills (do this often)	5/18/2017 6:36 PM
2	Emotionally Focused Therapy for couples	5/17/2017 3:55 PM
3	Gottman	5/4/2017 7:14 AM
4	ACT, Schema Therapy	4/28/2017 8:29 AM
5	mindfulness, focusing, mind-body modalities	4/27/2017 2:39 PM
6	Acceptance and Commitment Therapy (ACT)	4/22/2017 6:51 AM
7	Internal Family Systems & Emotional Freedom Techniques	4/22/2017 5:32 AM
8	Dance Therapy	4/21/2017 8:34 PM
9	sex therapy, see comment in previous question	4/21/2017 5:53 PM
10	PCIT	4/21/2017 5:39 PM
11	Parent-Child Interaction Therapy	4/21/2017 5:06 PM
12	Hypnotherapy	4/21/2017 3:13 PM
13	Neurofeedback	4/21/2017 2:35 PM

Q55 On average, what is the number of times you see a client before concluding treatment?

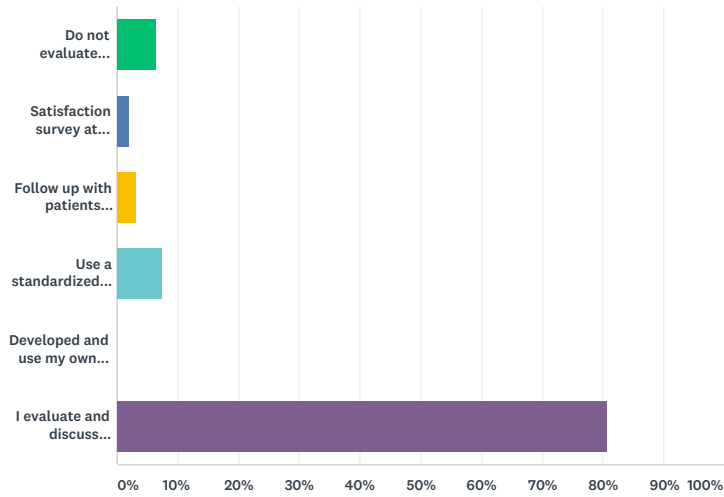
Answered: 94 Skipped: 4



ANSWER CHOICES	RESPONSES	
7 or fewer	3.19%	3
8-12 sessions	20.21%	19
13-24 sessions	24.47%	23
25-36 sessions	23.40%	22
36-52 sessions	9.57%	9
Multiple years	9.57%	9
Intermittent over many years	4.26%	4
Not applicable	5.32%	5
TOTAL		94

Q56 What means do you use to determine whether treatment is successful?

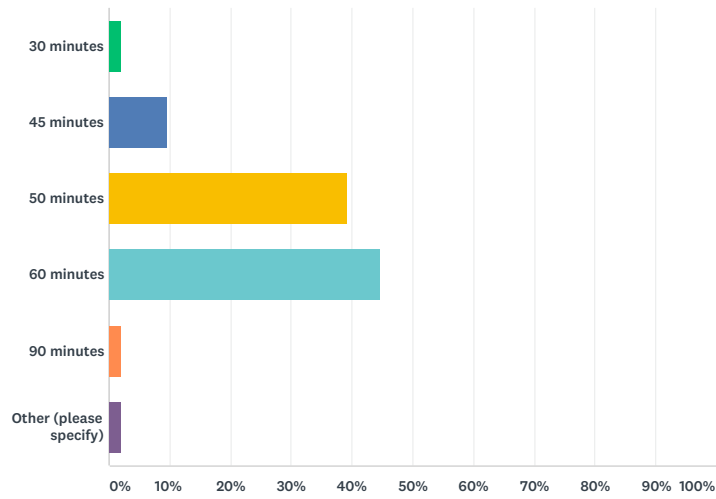
Answered: 94 Skipped: 4



ANSWER CHOICES	RESPONSES	
Do not evaluate outcomes	6.38%	6
Satisfaction survey at conclusion of treatment/Termination interview	2.13%	2
Follow up with patients following treatment	3.19%	3
Use a standardized outcomes instrument	7.45%	7
Developed and use my own outcomes instrument	0.00%	0
I evaluate and discuss treatment outcome and client satisfaction during the termination process	80.85%	76
TOTAL		94

Q57 What is the average length of a session with a client?

Answered: 94 Skipped: 4

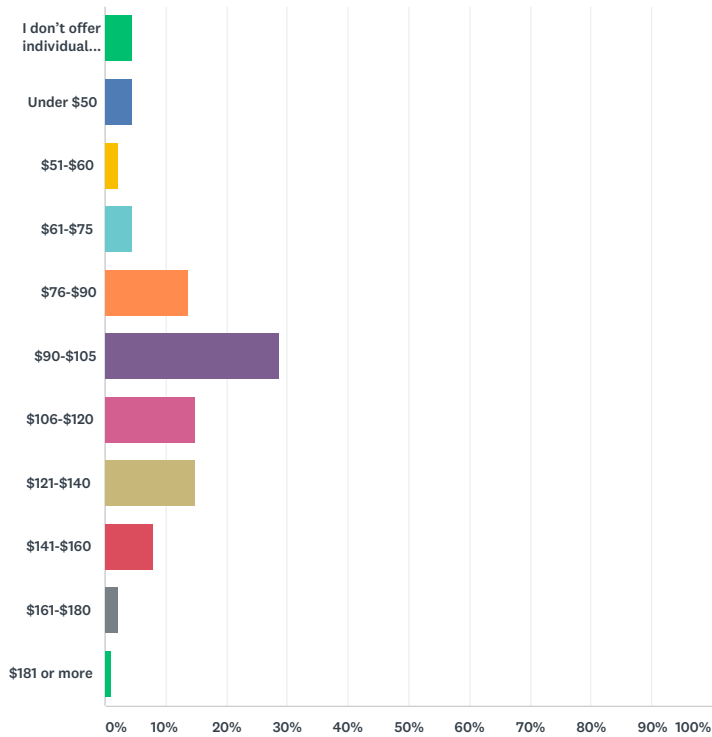


ANSWER CHOICES	RESPONSES	
30 minutes	2.13%	2
45 minutes	9.57%	9
50 minutes	39.36%	37
60 minutes	44.68%	42
90 minutes	2.13%	2
Other (please specify)	2.13%	2
TOTAL		94

#	OTHER (PLEASE SPECIFY)	DATE
1	75	4/26/2017 4:21 PM
2	70	4/21/2017 2:42 PM

Q58 What is the usual and customary fee CHARGED by you or your employer for an hour of individual psychotherapy?

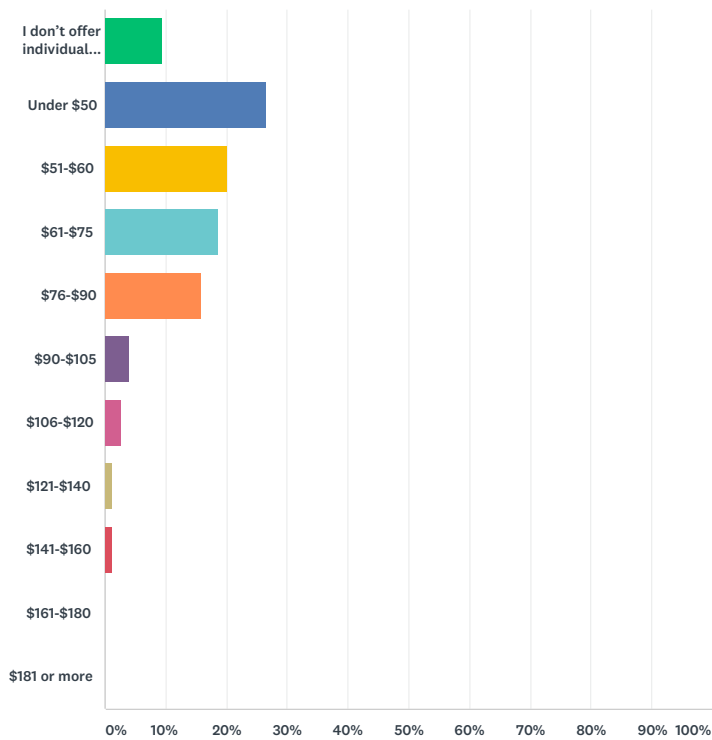
Answered: 87 Skipped: 11



ANSWER CHOICES	RESPONSES	
I don't offer individual psychotherapy	4.60%	4
Under \$50	4.60%	4
\$51-\$60	2.30%	2
\$61-\$75	4.60%	4
\$76-\$90	13.79%	12
\$90-\$105	28.74%	25
\$106-\$120	14.94%	13
\$121-\$140	14.94%	13
\$141-\$160	8.05%	7
\$161-\$180	2.30%	2
\$181 or more	1.15%	1
TOTAL		87

Q59 If you offer reduced, or sliding scale fees, what is the average fee that you collect from clients/patients, for an hour of individual therapy?

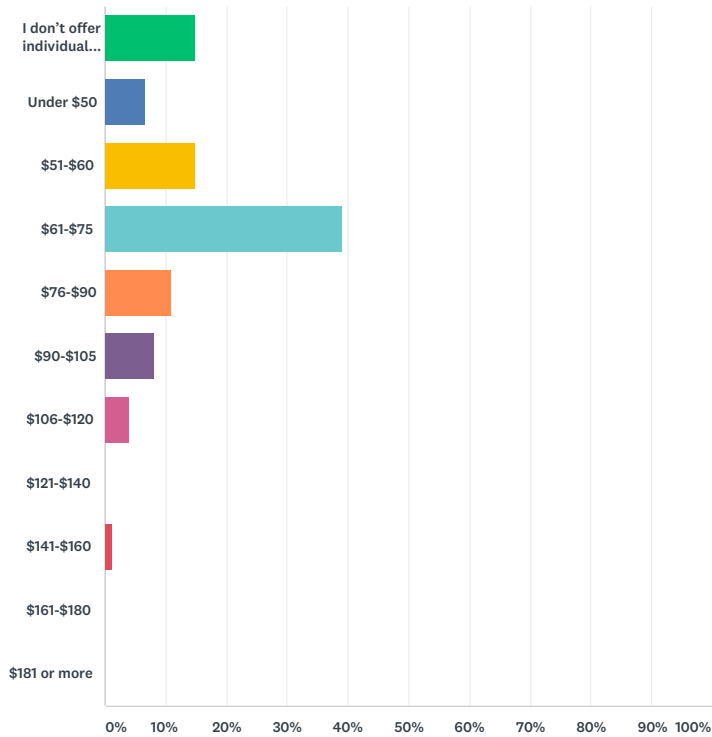
Answered: 75 Skipped: 23



ANSWER CHOICES	RESPONSES	
I don't offer individual psychotherapy	9.33%	7
Under \$50	26.67%	20
\$51-\$60	20.00%	15
\$61-\$75	18.67%	14
\$76-\$90	16.00%	12
\$90-\$105	4.00%	3
\$106-\$120	2.67%	2
\$121-\$140	1.33%	1
\$141-\$160	1.33%	1
\$161-\$180	0.00%	0
\$181 or more	0.00%	0
TOTAL		75

Q60 If you bill insurance, what is the average fee that you collect from managed care companies for an hour of individual therapy?

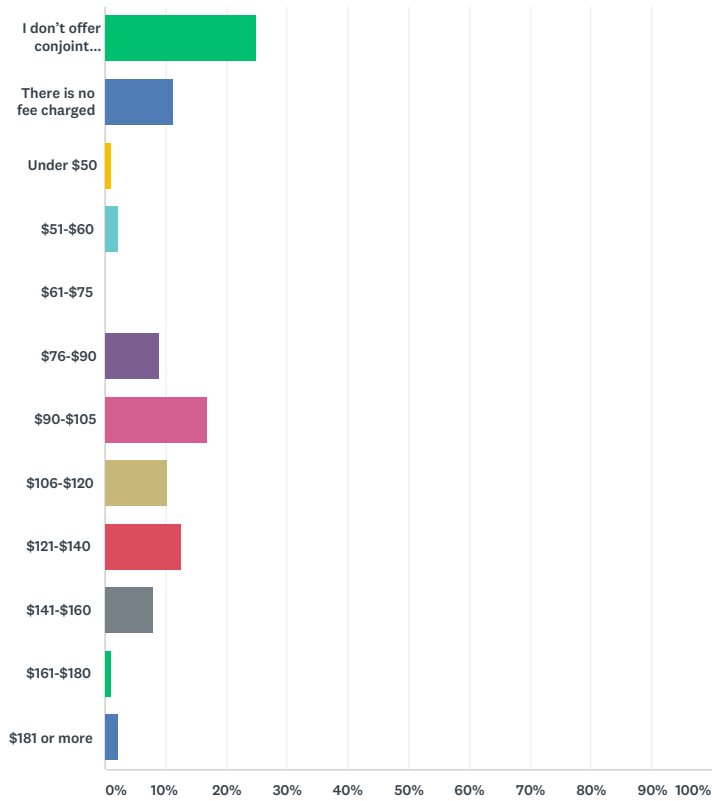
Answered: 74 Skipped: 24



ANSWER CHOICES	RESPONSES	
I don't offer individual psychotherapy	14.86%	11
Under \$50	6.76%	5
\$51-\$60	14.86%	11
\$61-\$75	39.19%	29
\$76-\$90	10.81%	8
\$90-\$105	8.11%	6
\$106-\$120	4.05%	3
\$121-\$140	0.00%	0
\$141-\$160	1.35%	1
\$161-\$180	0.00%	0
\$181 or more	0.00%	0
TOTAL		74

Q61 What is the usual and customary fee charged by you or your employer for an hour of conjoint therapy?

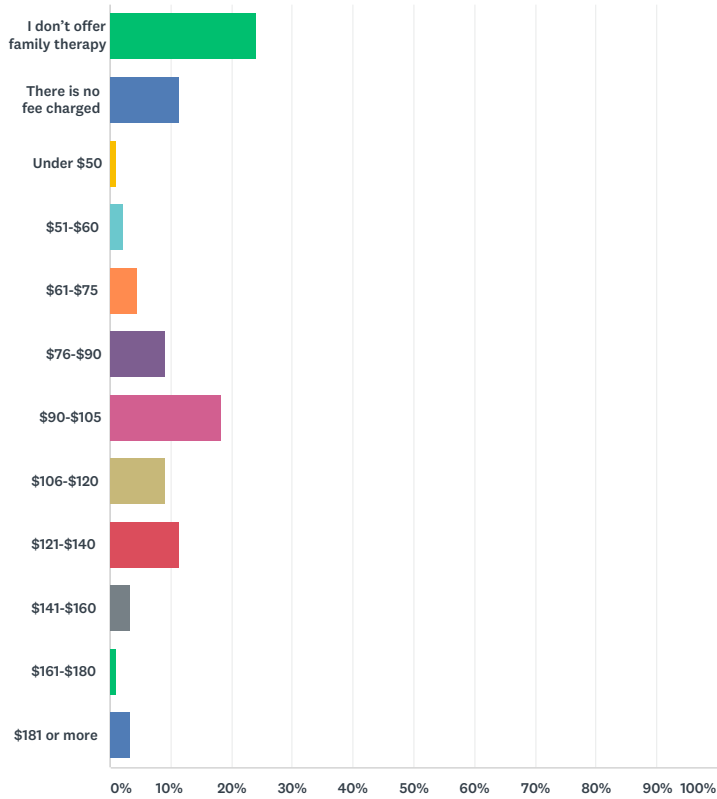
Answered: 88 Skipped: 10



ANSWER CHOICES	RESPONSES	
I don't offer conjoint therapy	25.00%	22
There is no fee charged	11.36%	10
Under \$50	1.14%	1
\$51-\$60	2.27%	2
\$61-\$75	0.00%	0
\$76-\$90	9.09%	8
\$90-\$105	17.05%	15
\$106-\$120	10.23%	9
\$121-\$140	12.50%	11
\$141-\$160	7.95%	7
\$161-\$180	1.14%	1
\$181 or more	2.27%	2
TOTAL		88

Q62 What is the usual and customary fee charged by you or your employer for an hour of family therapy?

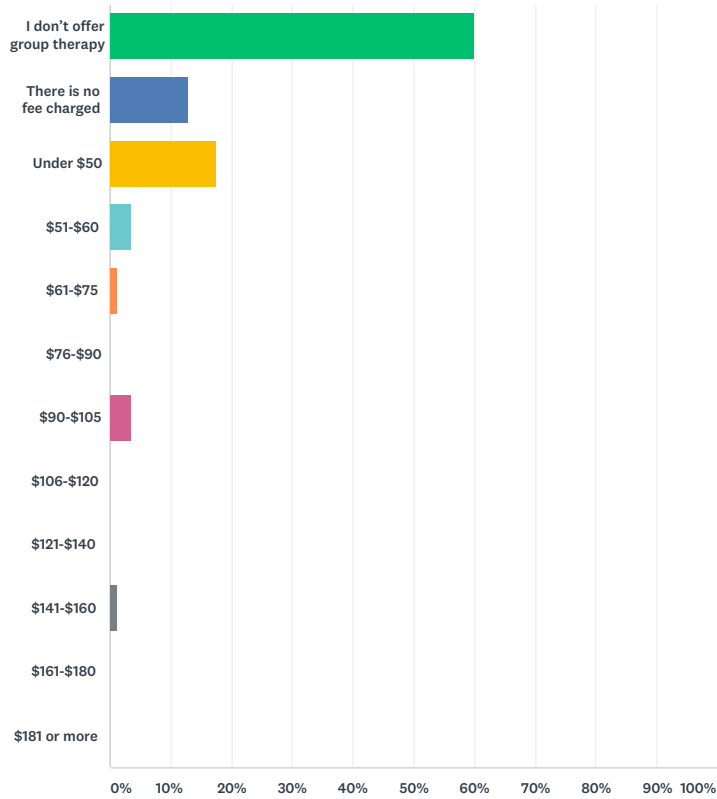
Answered: 87 Skipped: 11



ANSWER CHOICES	RESPONSES	
I don't offer family therapy	24.14%	21
There is no fee charged	11.49%	10
Under \$50	1.15%	1
\$51-\$60	2.30%	2
\$61-\$75	4.60%	4
\$76-\$90	9.20%	8
\$90-\$105	18.39%	16
\$106-\$120	9.20%	8
\$121-\$140	11.49%	10
\$141-\$160	3.45%	3
\$161-\$180	1.15%	1
\$181 or more	3.45%	3
TOTAL		87

Q63 What is the usual and customary fee charged by you or your employer for an hour of group therapy?

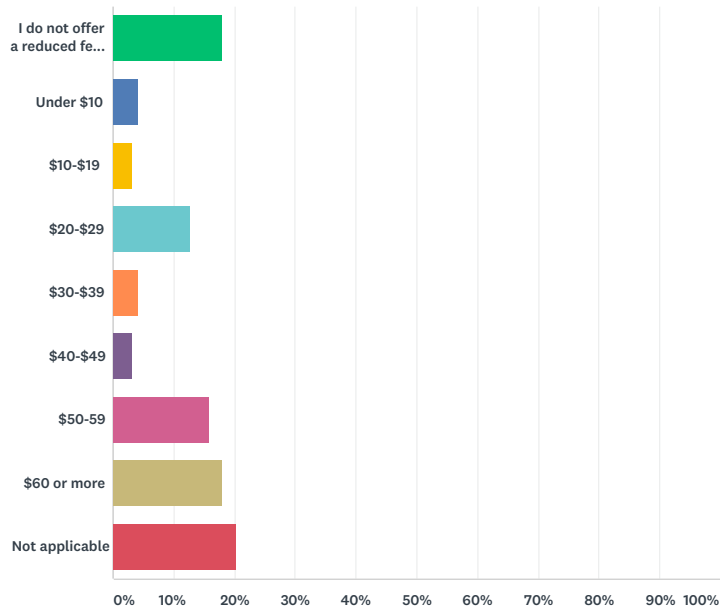
Answered: 85 Skipped: 13



ANSWER CHOICES	RESPONSES	
I don't offer group therapy	60.00%	51
There is no fee charged	12.94%	11
Under \$50	17.65%	15
\$51-\$60	3.53%	3
\$61-\$75	1.18%	1
\$76-\$90	0.00%	0
\$90-\$105	3.53%	3
\$106-\$120	0.00%	0
\$121-\$140	0.00%	0
\$141-\$160	1.18%	1
\$161-\$180	0.00%	0
\$181 or more	0.00%	0
TOTAL		85

Q64 If you or your employer charge according to a sliding fee scale, what is the lowest fee charged?

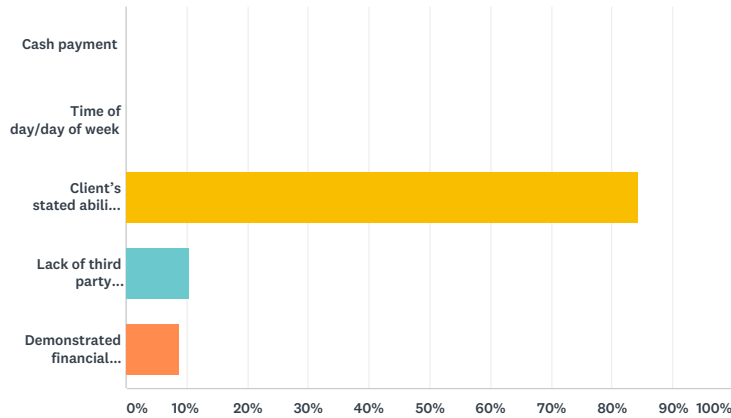
Answered: 94 Skipped: 4



ANSWER CHOICES	RESPONSES	
I do not offer a reduced fee or sliding scale	18.09%	17
Under \$10	4.26%	4
\$10-\$19	3.19%	3
\$20-\$29	12.77%	12
\$30-\$39	4.26%	4
\$40-\$49	3.19%	3
\$50-\$59	15.96%	15
\$60 or more	18.09%	17
Not applicable	20.21%	19
TOTAL		94

Q65 How is your reduced fee or sliding scale determined? (check all that apply)

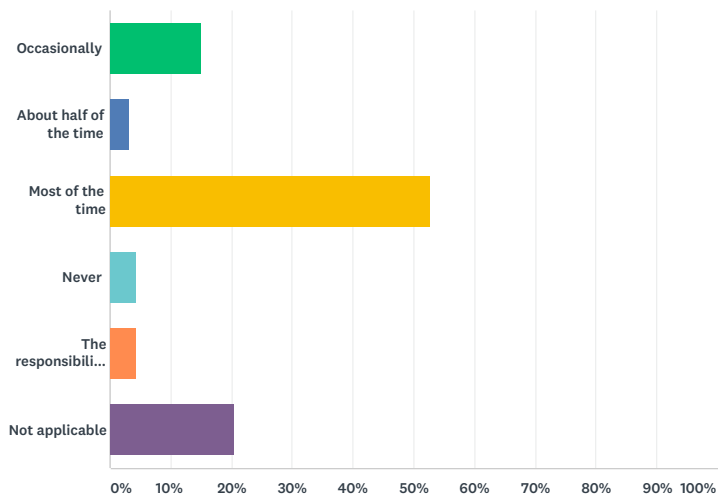
Answered: 57 Skipped: 41



ANSWER CHOICES	RESPONSES	
Cash payment	0.00%	0
Time of day/day of week	0.00%	0
Client's stated ability to pay with no verification	84.21%	48
Lack of third party reimbursement	10.53%	6
Demonstrated financial hardship, such as a tax return, etc.	8.77%	5
Total Respondents: 57		

Q66 How often are you or your employer partially or fully reimbursed by a third-party payer (e.g., an insurance plan, Medi-Cal, Victims of Crime, etc.)?

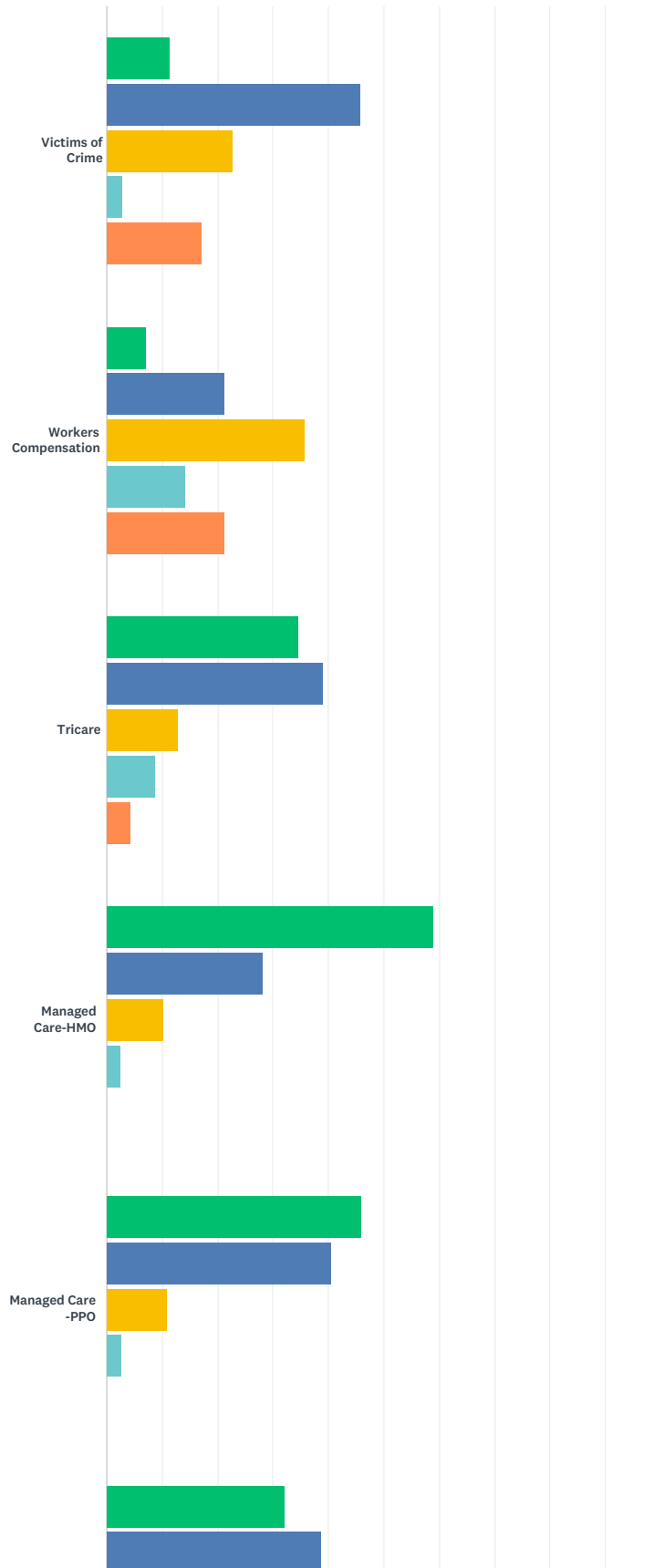
Answered: 93 Skipped: 5

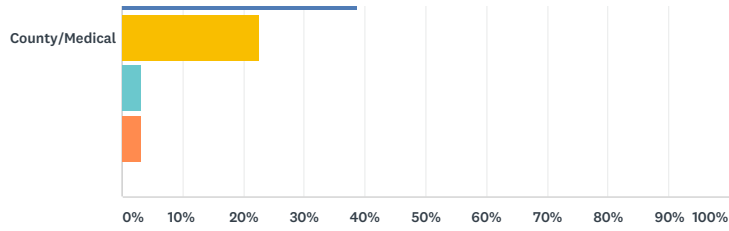


ANSWER CHOICES	RESPONSES	
Occasionally	15.05%	14
About half of the time	3.23%	3
Most of the time	52.69%	49
Never	4.30%	4
The responsibility of insurance claims is handled by the patient	4.30%	4
Not applicable	20.43%	19
TOTAL		93

Q67 What is the average length of time you or your employer must wait following initial billing before you are reimbursed? (check all that apply)

Answered: 55 Skipped: 43



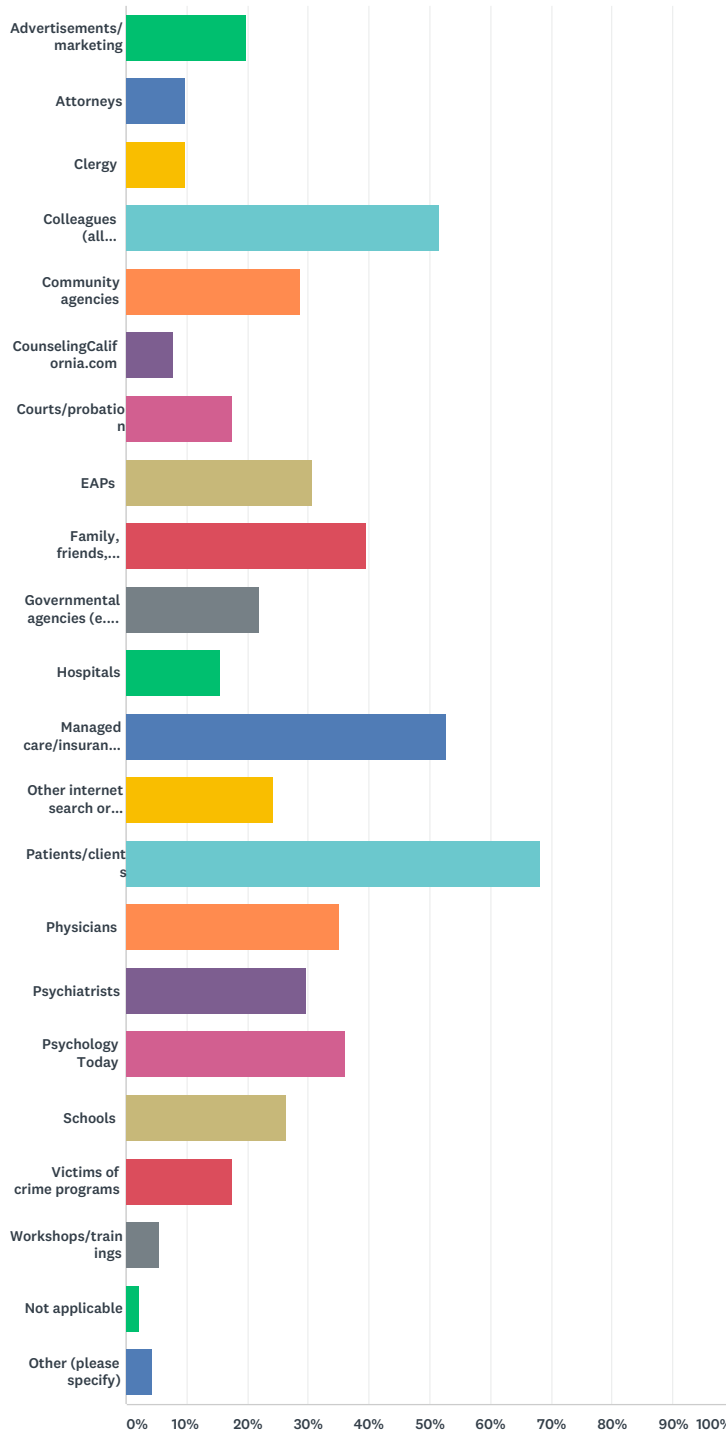


■ Within 30 days
 ■ Within 60 days
 ■ Within 90 days
 ■ Within 120 days
■ Within 150 or more days

	WITHIN 30 DAYS	WITHIN 60 DAYS	WITHIN 90 DAYS	WITHIN 120 DAYS	WITHIN 150 OR MORE DAYS	TOTAL
Victims of Crime	11.43% 4	45.71% 16	22.86% 8	2.86% 1	17.14% 6	35
Workers Compensation	7.14% 1	21.43% 3	35.71% 5	14.29% 2	21.43% 3	14
Tricare	34.78% 8	39.13% 9	13.04% 3	8.70% 2	4.35% 1	23
Managed Care-HMO	58.97% 23	28.21% 11	10.26% 4	2.56% 1	0.00% 0	39
Managed Care -PPO	45.95% 17	40.54% 15	10.81% 4	2.70% 1	0.00% 0	37
County/Medical	32.26% 10	38.71% 12	22.58% 7	3.23% 1	3.23% 1	31

Q68 What is your source for client referrals? (Check all that apply)

Answered: 91 Skipped: 7



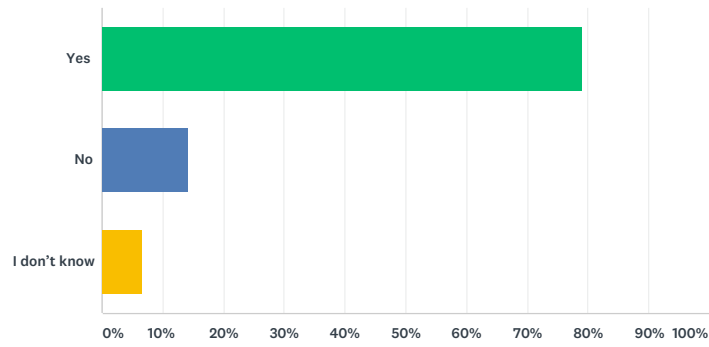
ANSWER CHOICES	RESPONSES	
Advertisements/marketing	19.78%	18
Attorneys	9.89%	9
Clergy	9.89%	9
Colleagues (all disciplines)	51.65%	47
Community agencies	28.57%	26
CounselingCalifornia.com	7.69%	7

Courts/probation	17.58%	16
EAPs	30.77%	28
Family, friends, neighbors	39.56%	36
Governmental agencies (e.g., CPS, DSS)	21.98%	20
Hospitals	15.38%	14
Managed care/insurance company	52.75%	48
Other internet search or therapist locator	24.18%	22
Patients/clients	68.13%	62
Physicians	35.16%	32
Psychiatrists	29.67%	27
Psychology Today	36.26%	33
Schools	26.37%	24
Victims of crime programs	17.58%	16
Workshops/trainings	5.49%	5
Not applicable	2.20%	2
Other (please specify)	4.40%	4
Total Respondents: 91		

#	OTHER (PLEASE SPECIFY)	DATE
1	Residential Care Home	5/1/2017 9:09 PM
2	CDCR	4/24/2017 1:24 PM
3	Website	4/22/2017 6:57 AM
4	Alta regional center	4/21/2017 3:36 PM

Q69 Are you considered to be a "HIPAA Covered Entity" in your practice?

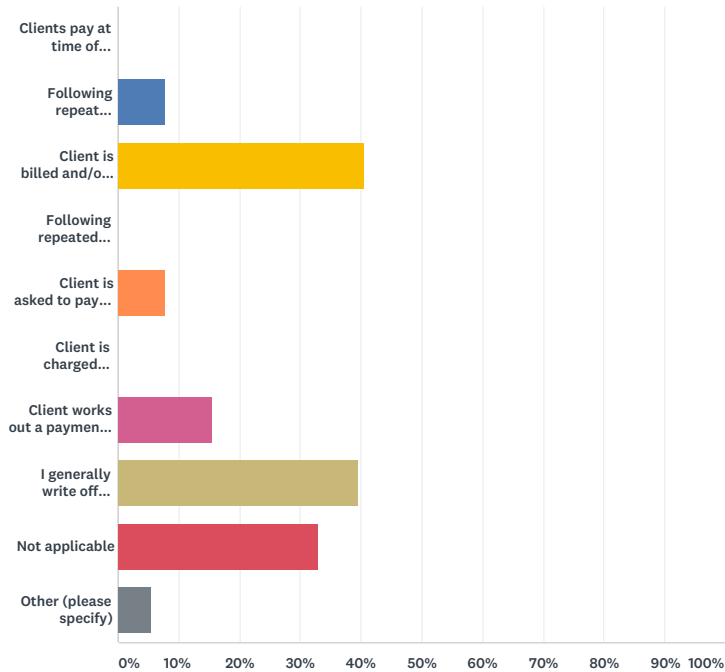
Answered: 91 Skipped: 7



ANSWER CHOICES	RESPONSES	
Yes	79.12%	72
No	14.29%	13
I don't know	6.59%	6
TOTAL		91

Q70 Which of the following is used by you and/or your employer for clients who do not pay bills in a timely manner: (Check all that apply)

Answered: 91 Skipped: 7

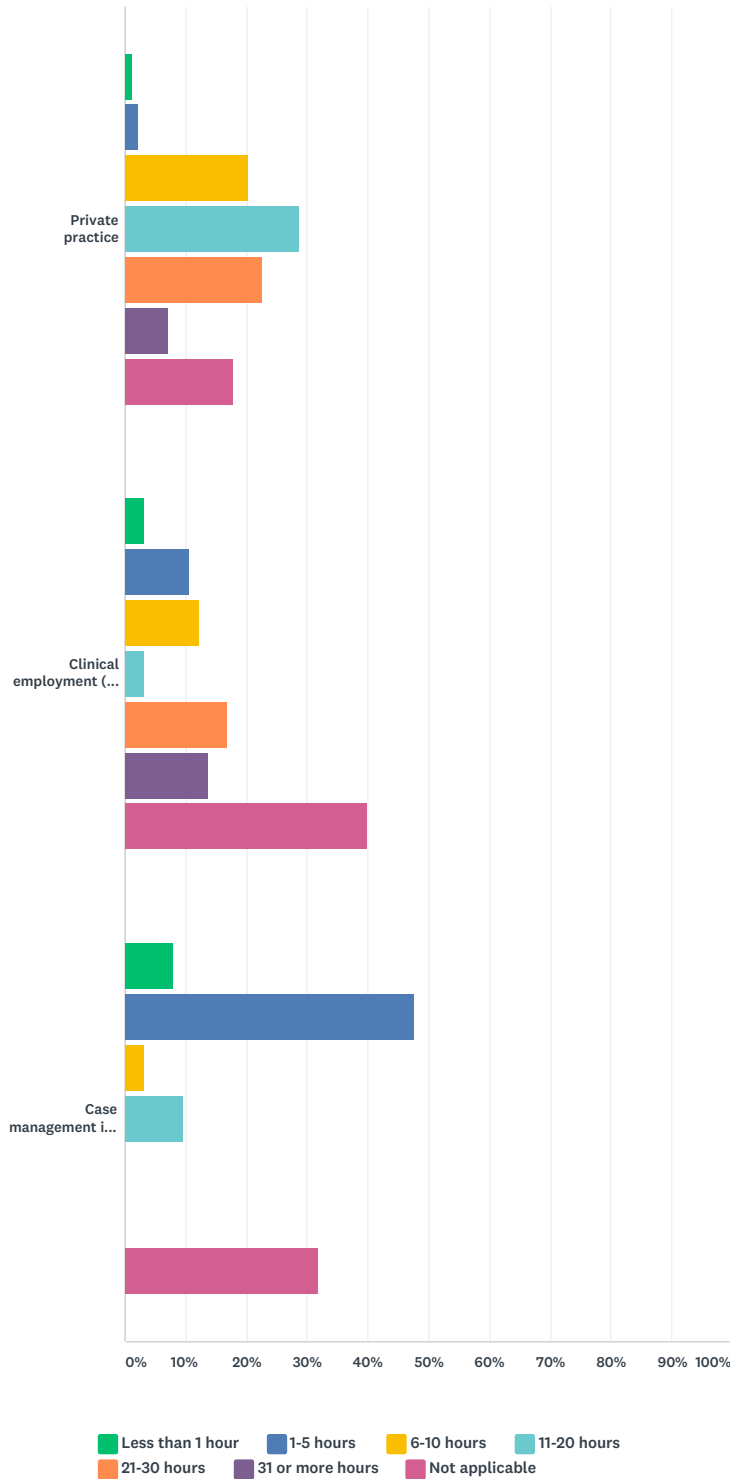


ANSWER CHOICES	RESPONSES
Clients pay at time of treatment only	0.00% 0
Following repeat billings, balance is turned over to a collection agency	7.69% 7
Client is billed and/or receives letter(s) requesting payment	40.66% 37
Following repeated billings, small claims court action is pursued	0.00% 0
Client is asked to pay balance by charging to a credit card	7.69% 7
Client is charged interest on aging balance	0.00% 0
Client works out a payment plan to pay off balance	15.38% 14
I generally write off unpaid balance	39.56% 36
Not applicable	32.97% 30
Other (please specify)	5.49% 5
Total Respondents: 91	

#	OTHER (PLEASE SPECIFY)	DATE
1	Collect at each visit	5/15/2017 3:59 PM
2	Clients usually pay at the time of session	5/4/2017 7:26 AM
3	Hospital Billing Office	4/28/2017 8:32 AM
4	Don't know	4/26/2017 5:40 PM
5	Pt is not scheduled for follow up if they are behind on payment	4/21/2017 2:19 PM

Q71 What is the average number of hours of therapy you provide per week:

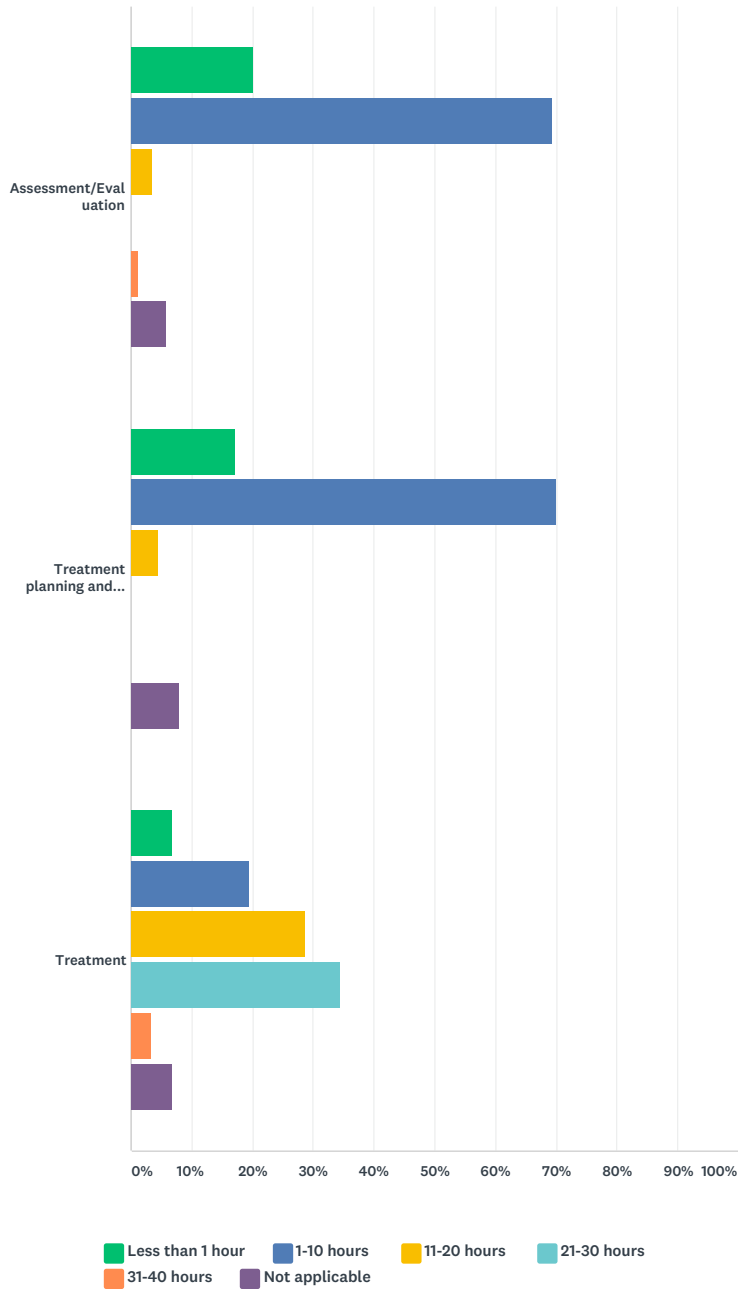
Answered: 90 Skipped: 8



	LESS THAN 1 HOUR	1-5 HOURS	6-10 HOURS	11-20 HOURS	21-30 HOURS	31 OR MORE HOURS	NOT APPLICABLE	TOTAL
Private practice	1.19% 1	2.38% 2	20.24% 17	28.57% 24	22.62% 19	7.14% 6	17.86% 15	84
Clinical employment (not private practice)	3.08% 2	10.77% 7	12.31% 8	3.08% 2	16.92% 11	13.85% 9	40.00% 26	65
Case management in both	7.94% 5	47.62% 30	3.17% 2	9.52% 6	0.00% 0	0.00% 0	31.75% 20	63

Q72 For all direct patient care, indicate the average number of hours spent per week (excluding calls) on each major activity:

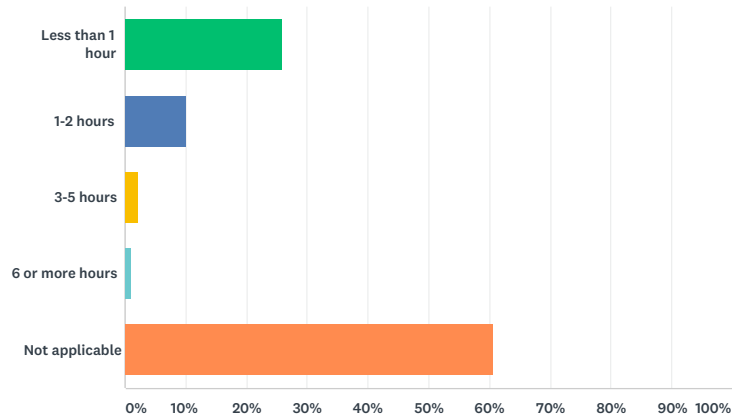
Answered: 88 Skipped: 10



	LESS THAN 1 HOUR	1-10 HOURS	11-20 HOURS	21-30 HOURS	31-40 HOURS	NOT APPLICABLE	TOTAL
Assessment/Evaluation	20.00% 17	69.41% 59	3.53% 3	0.00% 0	1.18% 1	5.88% 5	85
Treatment planning and team consultation	17.24% 15	70.11% 61	4.60% 4	0.00% 0	0.00% 0	8.05% 7	87
Treatment	6.90% 6	19.54% 17	28.74% 25	34.48% 30	3.45% 3	6.90% 6	87

Q73 What is the average number of hours per week devoted to administering and evaluation psychological tests?

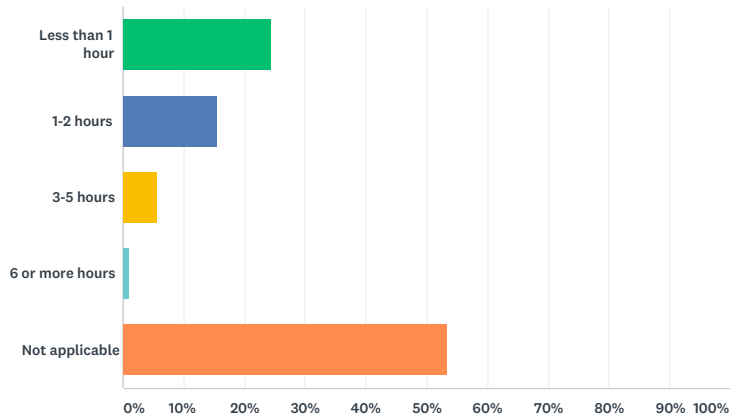
Answered: 89 Skipped: 9



ANSWER CHOICES	RESPONSES	
Less than 1 hour	25.84%	23
1-2 hours	10.11%	9
3-5 hours	2.25%	2
6 or more hours	1.12%	1
Not applicable	60.67%	54
TOTAL		89

Q74 What is the average number of hours per week you devote to telehealth services (i.e., therapy by telephone or over the Internet)?

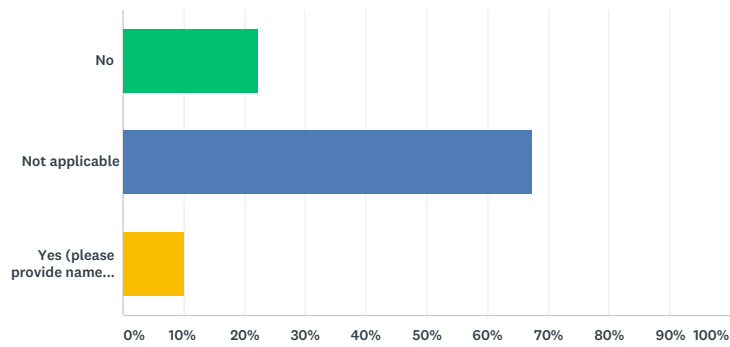
Answered: 90 Skipped: 8



ANSWER CHOICES	RESPONSES	
Less than 1 hour	24.44%	22
1-2 hours	15.56%	14
3-5 hours	5.56%	5
6 or more hours	1.11%	1
Not applicable	53.33%	48
TOTAL		90

Q75 Are you reimbursed for telehealth services?

Answered: 89 Skipped: 9

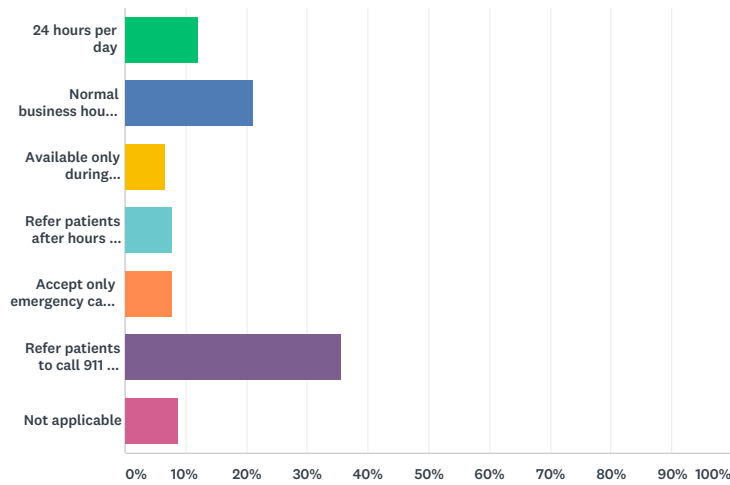


ANSWER CHOICES	RESPONSES
No	22.47% 20
Not applicable	67.42% 60
Yes (please provide name of companies that reimburse)	10.11% 9
TOTAL	89

#	YES (PLEASE PROVIDE NAME OF COMPANIES THAT REIMBURSE)	DATE
1	Medi-Cal	4/26/2017 5:25 PM
2	BDA	4/26/2017 5:17 PM
3	Medical	4/26/2017 4:27 PM
4	Private pay from client	4/25/2017 7:27 PM
5	medical	4/25/2017 1:04 PM
6	Clients	4/22/2017 4:24 PM
7	Private Pay Patients only	4/22/2017 12:41 PM
8	I Skype with a percentage of my clients. they pay cash via PayPal or check in advance.	4/21/2017 6:00 PM
9	Yes by the client privately paying.	4/21/2017 3:49 PM

Q76 What hours are you on-call or available to clients?

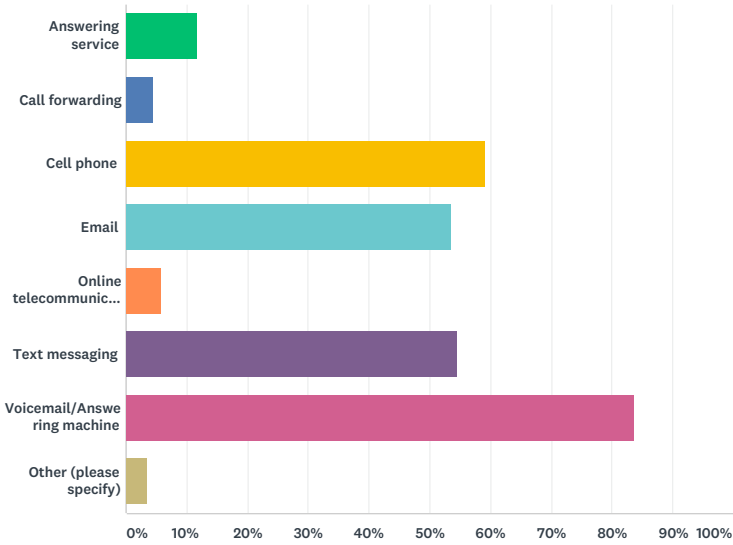
Answered: 90 Skipped: 8



ANSWER CHOICES	RESPONSES	
24 hours per day	12.22%	11
Normal business hours only	21.11%	19
Available only during appointed hours	6.67%	6
Refer patients after hours to service for emergency calls	7.78%	7
Accept only emergency calls after hours	7.78%	7
Refer patients to call 911 in case of emergency after hours	35.56%	32
Not applicable	8.89%	8
TOTAL		90

Q77 What means do you use to be accessible to clients? (Check all that apply)

Answered: 86 Skipped: 12

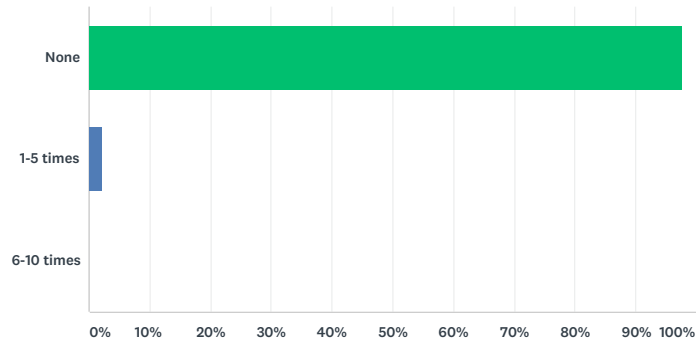


ANSWER CHOICES	RESPONSES
Answering service	11.63% 10
Call forwarding	4.65% 4
Cell phone	59.30% 51
Email	53.49% 46
Online telecommunication (e.g., Skype, Facetime)	5.81% 5
Text messaging	54.65% 47
Voicemail/Answering machine	83.72% 72
Other (please specify)	3.49% 3
Total Respondents: 86	

#	OTHER (PLEASE SPECIFY)	DATE
1	In the classroom with them	4/28/2017 5:11 PM
2	Agency telephone	4/23/2017 7:42 PM
3	they do not contact me after hours ever	4/21/2017 3:37 PM

Q78 How many times have you had to file an incident report with malpractice insurance?

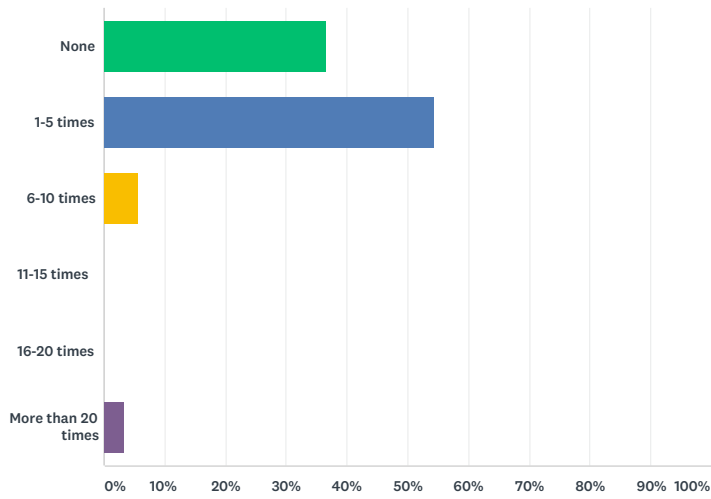
Answered: 89 Skipped: 9



ANSWER CHOICES	RESPONSES	
None	97.75%	87
1-5 times	2.25%	2
6-10 times	0.00%	0
TOTAL		89

Q79 How many times have you been subpoenaed?

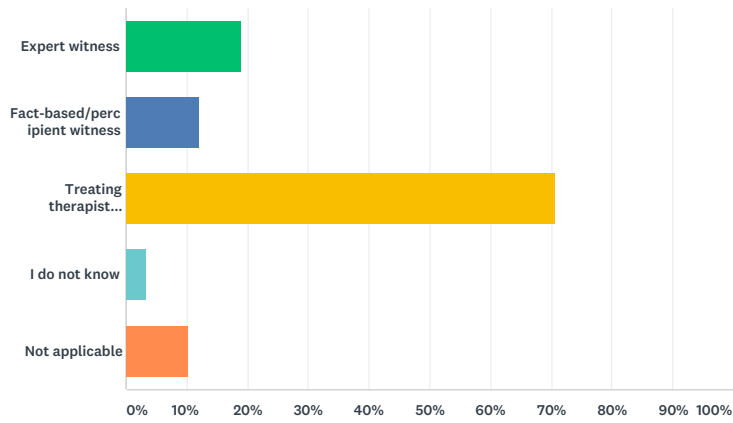
Answered: 90 Skipped: 8



ANSWER CHOICES	RESPONSES	
None	36.67%	33
1-5 times	54.44%	49
6-10 times	5.56%	5
11-15 times	0.00%	0
16-20 times	0.00%	0
More than 20 times	3.33%	3
TOTAL		90

Q80 What type of witness were you in a majority of these claims?

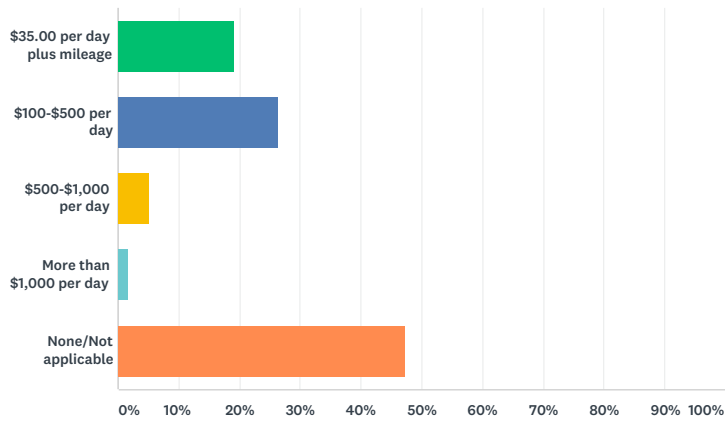
Answered: 58 Skipped: 40



ANSWER CHOICES	RESPONSES	
Expert witness	18.97%	11
Fact-based/percipient witness	12.07%	7
Treating therapist witness	70.69%	41
I do not know	3.45%	2
Not applicable	10.34%	6
Total Respondents: 58		

Q81 On average, how much were you paid to serve as a witness?

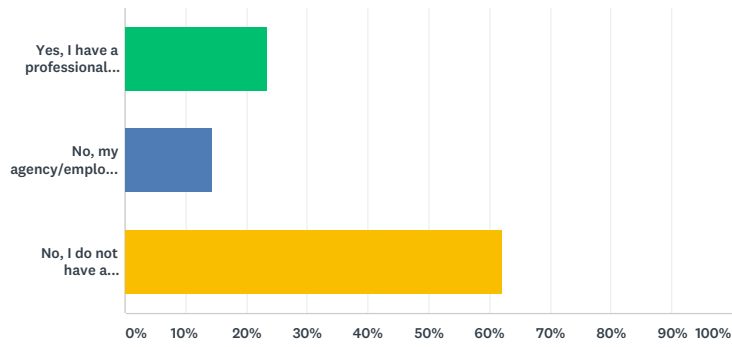
Answered: 57 Skipped: 41



ANSWER CHOICES	RESPONSES	
\$35.00 per day plus mileage	19.30%	11
\$100-\$500 per day	26.32%	15
\$500-\$1,000 per day	5.26%	3
More than \$1,000 per day	1.75%	1
None/Not applicable	47.37%	27
TOTAL		57

Q82 Do you have a professional will in place?

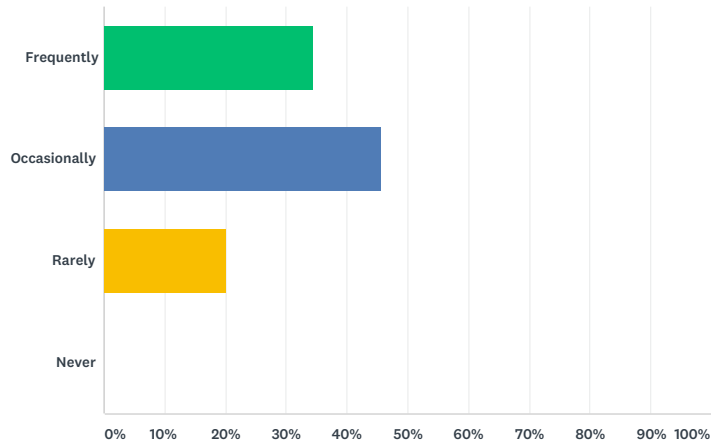
Answered: 90 Skipped: 8



ANSWER CHOICES	RESPONSES	
Yes, I have a professional will in place	23.33%	21
No, my agency/employer has a policy in place	14.44%	13
No, I do not have a professional will in place	62.22%	56
TOTAL		90

Q83 How often do you seek legal, ethical, or clinical consultation each month?

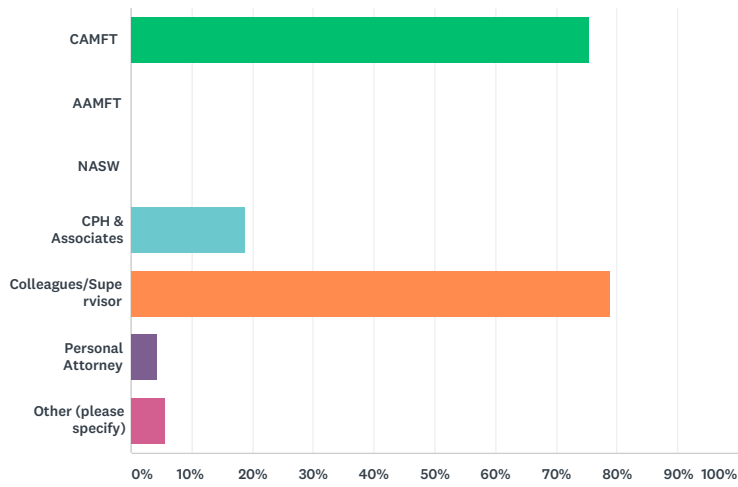
Answered: 90 Skipped: 8



ANSWER CHOICES	RESPONSES	
Frequently	34.44%	31
Occasionally	45.56%	41
Rarely	20.00%	18
Never	0.00%	0
TOTAL		90

Q84 From whom do you receive consultation? (Check all that apply)

Answered: 90 Skipped: 8

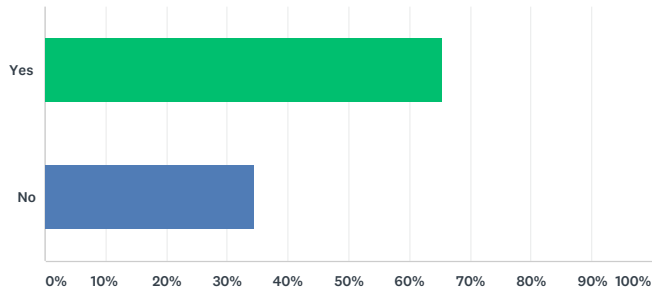


ANSWER CHOICES	RESPONSES	
CAMFT	75.56%	68
AAMFT	0.00%	0
NASW	0.00%	0
CPH & Associates	18.89%	17
Colleagues/Supervisor	78.89%	71
Personal Attorney	4.44%	4
Other (please specify)	5.56%	5
Total Respondents: 90		

#	OTHER (PLEASE SPECIFY)	DATE
1	Regular consultant, PhD,	5/11/2017 9:07 AM
2	County MHP	4/26/2017 5:27 PM
3	therapist friends, consultation group	4/26/2017 7:59 AM
4	County attorney	4/24/2017 11:56 AM
5	Paid consultant	4/22/2017 12:43 PM

Q85 If you could participate in Medicare as a reimbursable provider, would you?

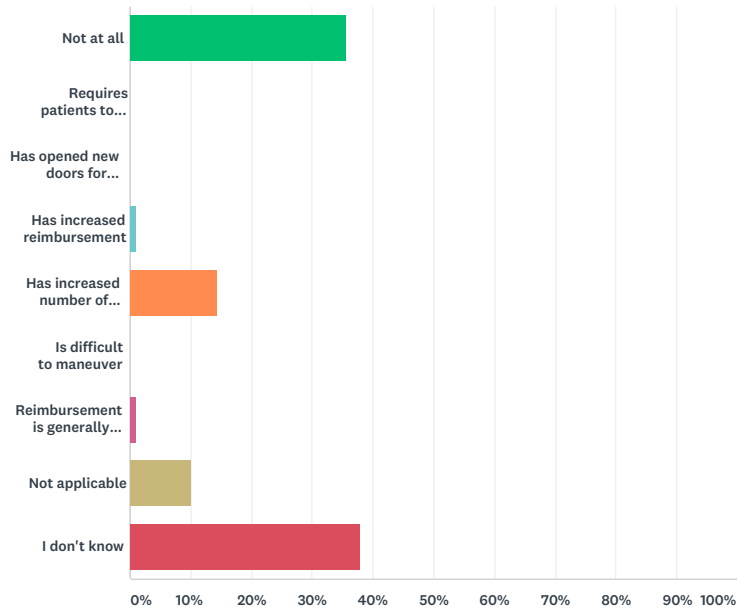
Answered: 90 Skipped: 8



ANSWER CHOICES	RESPONSES	
Yes	65.56%	59
No	34.44%	31
TOTAL		90

Q86 How has the passage of the parity law affected your employment/practice? (Check all that apply)

Answered: 90 Skipped: 8

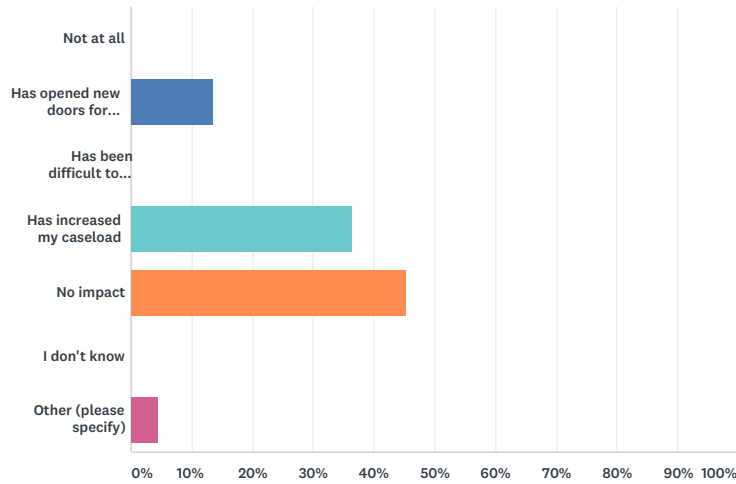


ANSWER CHOICES	RESPONSES	
Not at all	35.56%	32
Requires patients to first be evaluated by physicians/psychologist	0.00%	0
Has opened new doors for employment/treatment	0.00%	0
Has increased reimbursement	1.11%	1
Has increased number of clients	14.44%	13
Is difficult to maneuver	0.00%	0
Reimbursement is generally denied regardless of "parity"	1.11%	1
Not applicable	10.00%	9
I don't know	37.78%	34
TOTAL		90

#	OTHER (PLEASE SPECIFY)	DATE
1	Increased no shows, major increase in hours responding to phone call referrals	4/21/2017 6:49 PM

Q87 How has the implementation of the Affordable Care Act affected your employment/practice? Check all that apply.

Answered: 88 Skipped: 10

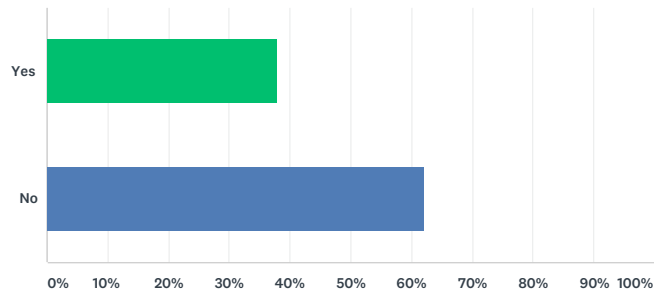


ANSWER CHOICES	RESPONSES
Not at all	0.00% 0
Has opened new doors for employment/treatment	13.64% 12
Has been difficult to understand	0.00% 0
Has increased my caseload	36.36% 32
No impact	45.45% 40
I don't know	0.00% 0
Other (please specify)	4.55% 4
TOTAL	88

#	OTHER (PLEASE SPECIFY)	DATE
1	Allowed clients to seek services but copay high amounts frustrate process for clients and cut short services.	4/27/2017 10:56 PM
2	increase in demand and entitlement of services. increase in complaints of rising costs	4/27/2017 5:11 PM
3	Less clients inbeginning more now due to high deductibles	4/26/2017 5:19 PM
4	More no shows, more phone calls not enough time	4/21/2017 6:49 PM

Q88 Do you supervise interns and/or trainees?

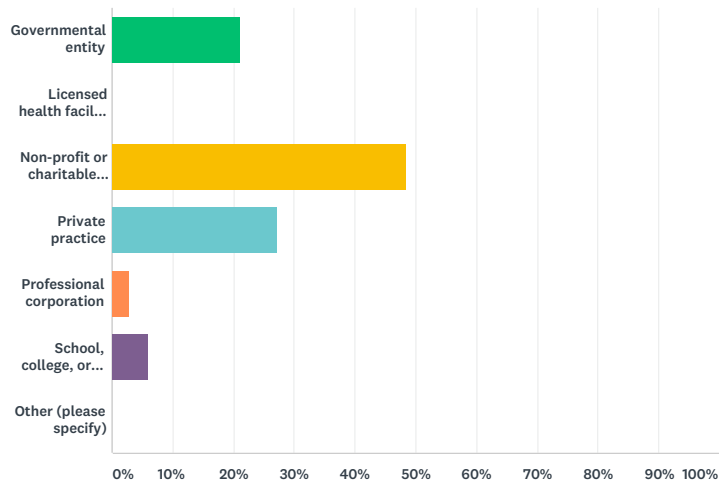
Answered: 90 Skipped: 8



ANSWER CHOICES	RESPONSES	
Yes	37.78%	34
No	62.22%	56
TOTAL		90

Q89 In which setting do you provide supervision?

Answered: 33 Skipped: 65

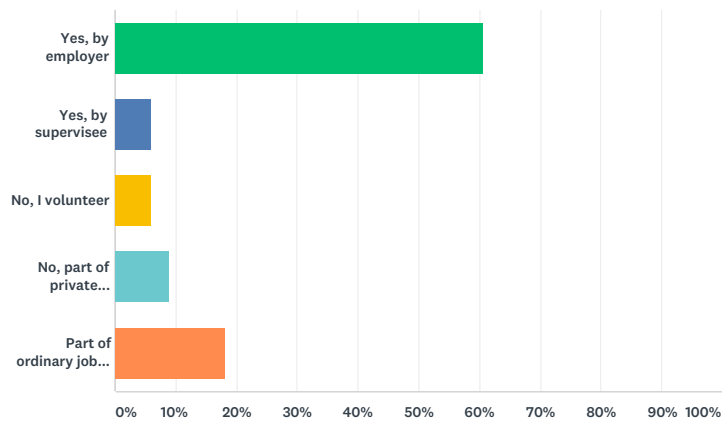


ANSWER CHOICES	RESPONSES
Governmental entity	21.21% 7
Licensed health facility (e.g., hospital)	0.00% 0
Non-profit or charitable corporation	48.48% 16
Private practice	27.27% 9
Professional corporation	3.03% 1
School, college, or university	6.06% 2
Other (please specify)	0.00% 0
Total Respondents: 33	

#	OTHER (PLEASE SPECIFY)	DATE
	There are no responses.	

Q90 Are you paid for the supervision you provide?

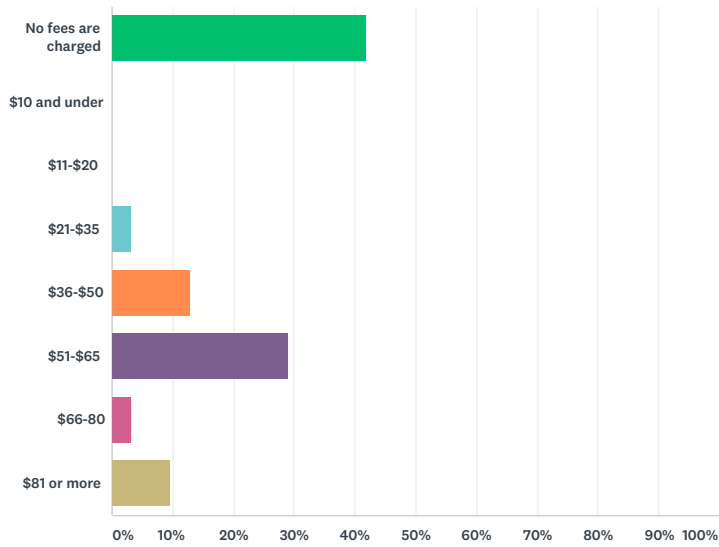
Answered: 33 Skipped: 65



ANSWER CHOICES	RESPONSES	
Yes, by employer	60.61%	20
Yes, by supervisee	6.06%	2
No, I volunteer	6.06%	2
No, part of private practice overhead	9.09%	3
Part of ordinary job duties	18.18%	6
TOTAL		33

Q91 What is the usual and customary fee charged to clients for the services of the intern(s) and/or trainee(s) you supervise?

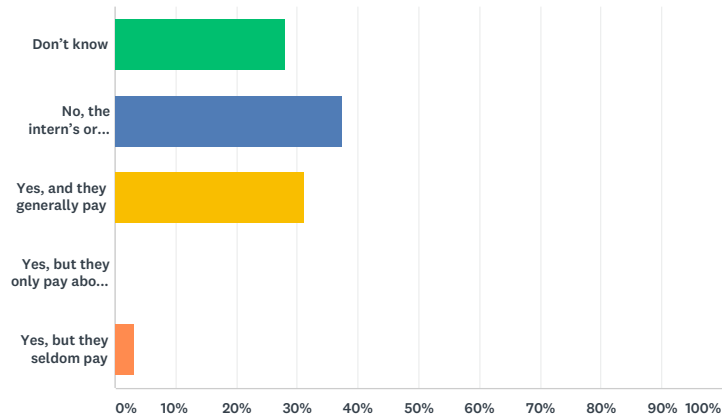
Answered: 31 Skipped: 67



ANSWER CHOICES	RESPONSES	
No fees are charged	41.94%	13
\$10 and under	0.00%	0
\$11-\$20	0.00%	0
\$21-\$35	3.23%	1
\$36-\$50	12.90%	4
\$51-\$65	29.03%	9
\$66-80	3.23%	1
\$81 or more	9.68%	3
TOTAL		31

Q92 Are third-party payers generally billed for the interns' or trainees' services?

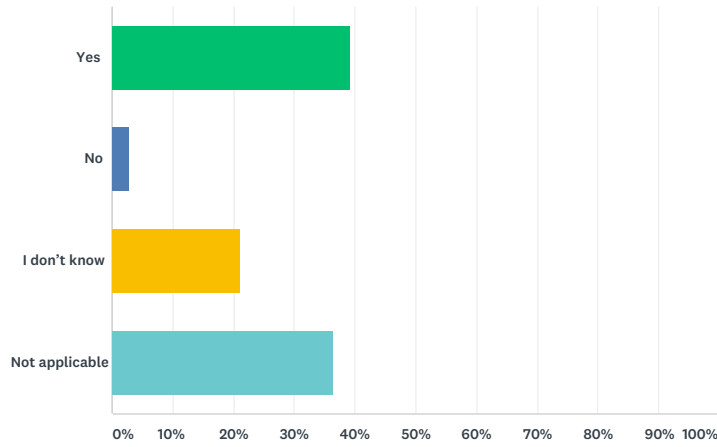
Answered: 32 Skipped: 66



ANSWER CHOICES	RESPONSES	
Don't know	28.13%	9
No, the intern's or trainee's services are not billed to third parties	37.50%	12
Yes, and they generally pay	31.25%	10
Yes, but they only pay about fifty percent of the time	0.00%	0
Yes, but they seldom pay	3.13%	1
TOTAL		32

Q93 If third parties are billed for intern or trainee services, is it disclosed that the intern or trainee was the provider?

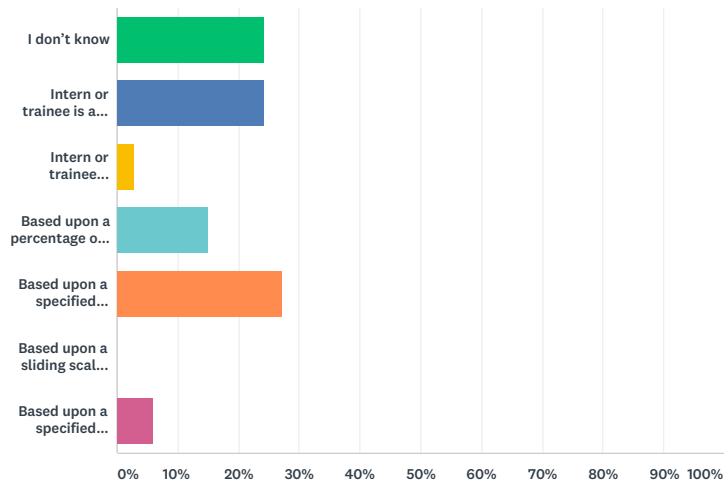
Answered: 33 Skipped: 65



ANSWER CHOICES	RESPONSES	
Yes	39.39%	13
No	3.03%	1
I don't know	21.21%	7
Not applicable	36.36%	12
TOTAL		33

Q94 How is the intern's or trainee's wage determined?

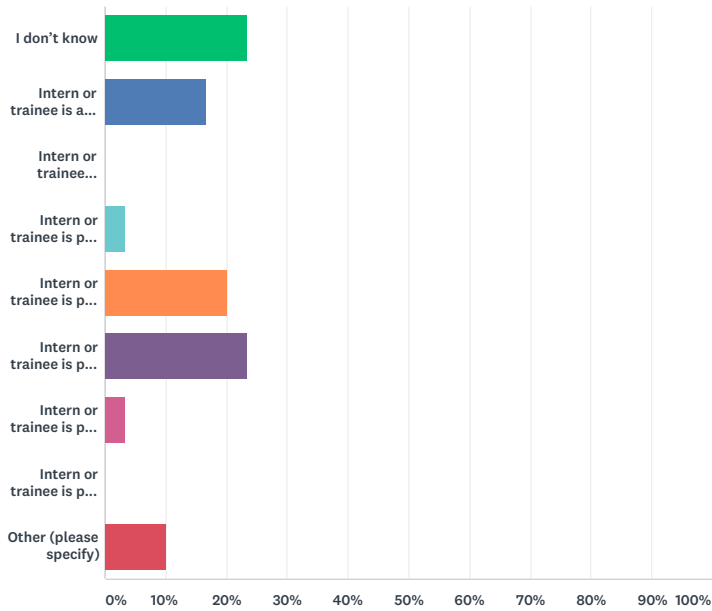
Answered: 33 Skipped: 65



ANSWER CHOICES	RESPONSES	
I don't know	24.24%	8
Intern or trainee is an unpaid volunteer	24.24%	8
Intern or trainee received only a nominal stipend to cover/offset volunteer expenses	3.03%	1
Based upon a percentage of the fees generated	15.15%	5
Based upon a specified amount per hour	27.27%	9
Based upon a sliding scale depending upon client volume	0.00%	0
Based upon a specified amount per week/month/year	6.06%	2
TOTAL		33

Q95 If the intern or trainee is paid, approximately how much does an intern or trainee get paid per hour?

Answered: 30 Skipped: 68

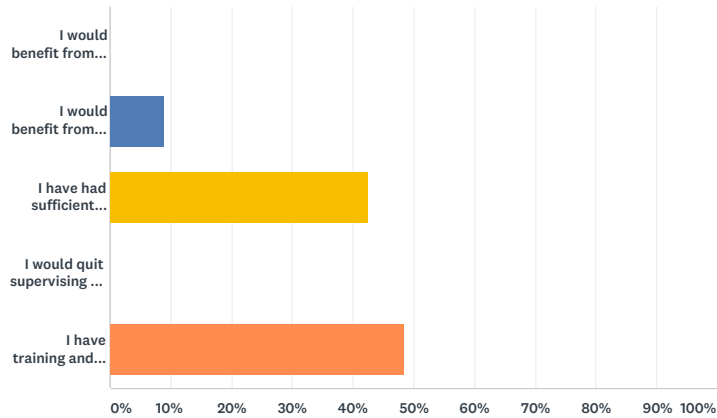


ANSWER CHOICES	RESPONSES
I don't know	23.33% 7
Intern or trainee is an unpaid volunteer	16.67% 5
Intern or trainee receives approximately \$500 or less per month for actual expenses incurred as a volunteer	0.00% 0
Intern or trainee is paid approximately \$8-\$15 per hour	3.33% 1
Intern or trainee is paid approximately \$16-\$25 per hour	20.00% 6
Intern or trainee is paid approximately \$26-\$35 per hour	23.33% 7
Intern or trainee is paid approximately \$36-\$45 per hour	3.33% 1
Intern or trainee is paid \$46 or more per hour	0.00% 0
Other (please specify)	10.00% 3
TOTAL	30

#	OTHER (PLEASE SPECIFY)	DATE
1	We treat interns and trainees differently. This whole section is irrelevant to my situation.	4/23/2017 11:18 AM
2	N/A	4/22/2017 12:45 PM
3	Trainees are employees working at a non-profit	4/21/2017 2:25 PM

Q96 Do you believe you have sufficient education, training, and experience to adequately provide supervision?

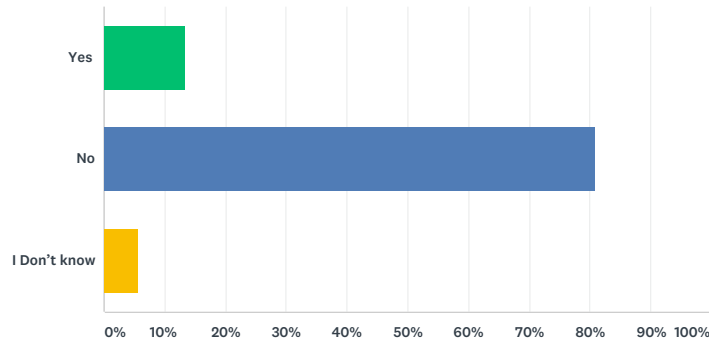
Answered: 33 Skipped: 65



ANSWER CHOICES	RESPONSES	
I would benefit from training, but do not have the time	0.00%	0
I would benefit from training and am interested in such an opportunity	9.09%	3
I have had sufficient training and experience in supervision and am not interested in more training	42.42%	14
I would quit supervising if I had to engage in more training	0.00%	0
I have training and would like more	48.48%	16
TOTAL		33

Q97 Are you and/or your employer an approved continuing education provider?

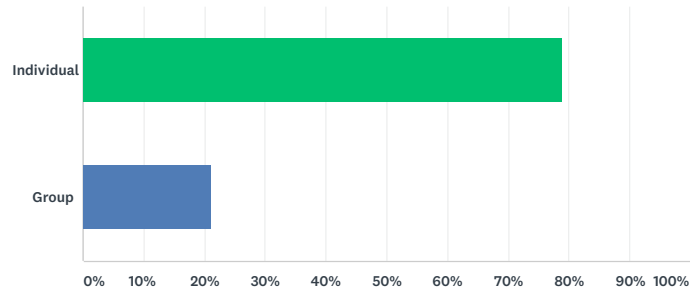
Answered: 89 Skipped: 9



ANSWER CHOICES	RESPONSES	
Yes	13.48%	12
No	80.90%	72
I Don't know	5.62%	5
TOTAL		89

Q98 Are you an individual or group provider (group equals 2 or more people)?

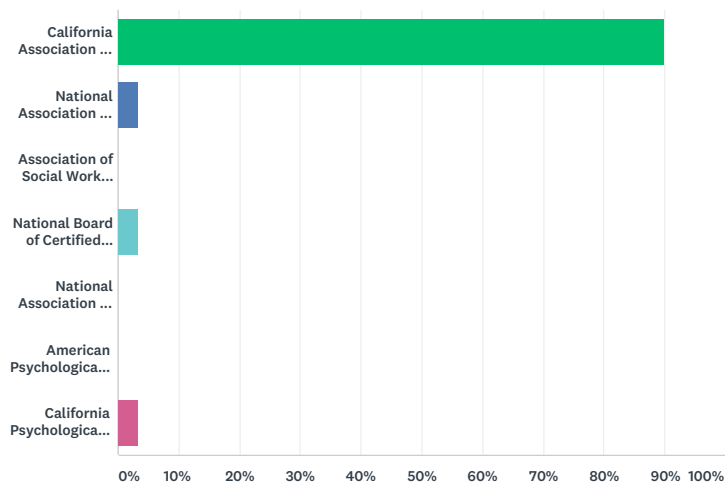
Answered: 52 Skipped: 46



ANSWER CHOICES	RESPONSES	
Individual	78.85%	41
Group	21.15%	11
TOTAL		52

Q99 Which approval agency issued your CE provider number?

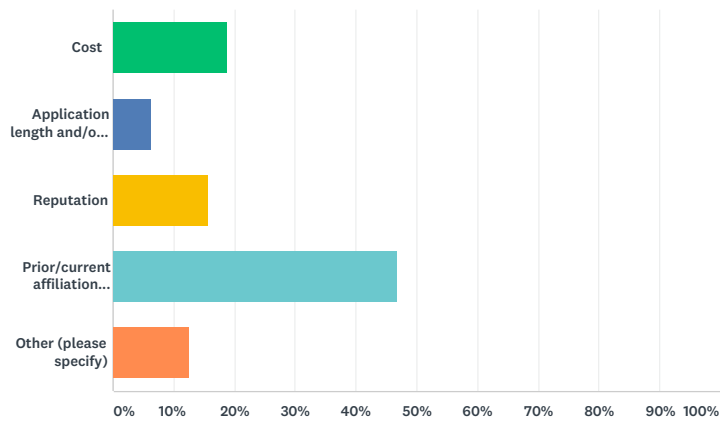
Answered: 30 Skipped: 68



ANSWER CHOICES	RESPONSES	
California Association of Marriage and Family Therapists (CAMFT)	90.00%	27
National Association of Social Workers (NASW)	3.33%	1
Association of Social Work Boards (SWB)	0.00%	0
National Board of Certified Counselors (NBCC)	3.33%	1
National Association of School Psychologists (NASP)	0.00%	0
American Psychological Association (APA)	0.00%	0
California Psychological Association (CPA)	3.33%	1
TOTAL		30

Q100 What was your primary consideration in deciding which provider approval agency to choose?

Answered: 32 Skipped: 66

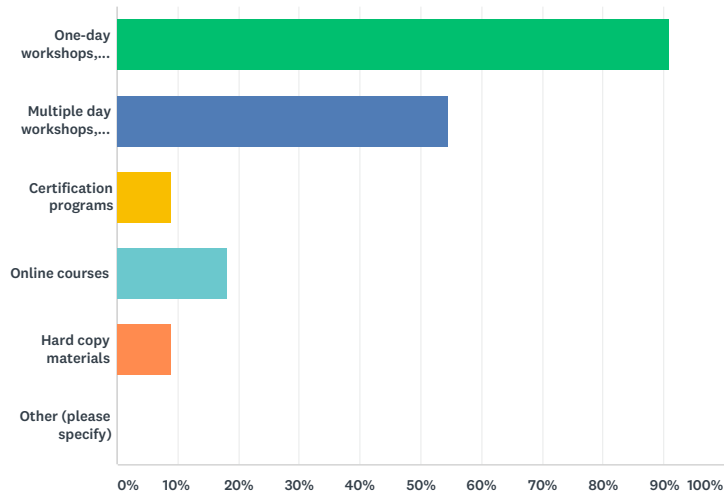


ANSWER CHOICES	RESPONSES
Cost	18.75% 6
Application length and/or complexity	6.25% 2
Reputation	15.63% 5
Prior/current affiliation with agency	46.88% 15
Other (please specify)	12.50% 4
TOTAL	32

#	OTHER (PLEASE SPECIFY)	DATE
1	N/A	4/30/2017 4:20 PM
2	most prevalent in my location	4/30/2017 7:55 AM
3	N/A	4/22/2017 7:32 AM
4	i live and work in CA. my license was for MFT - i then got PhD. was not able to work as a psychology intern for 3000 more hours, so i just stuck with my MFT license,	4/21/2017 6:03 PM

Q101 Which method do you use to offer CE coursework? (Check all that apply)

Answered: 11 Skipped: 87

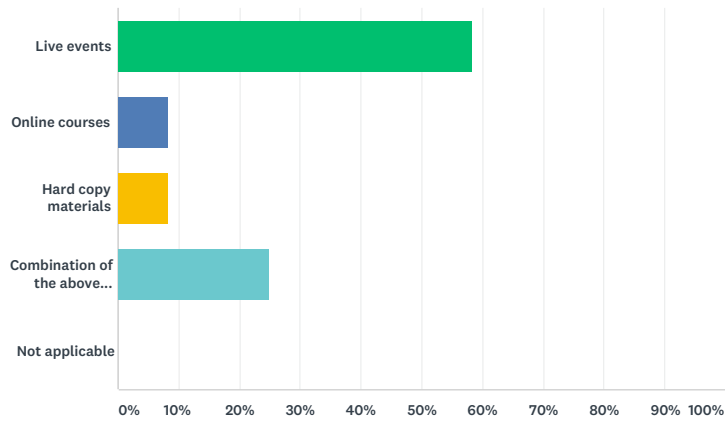


ANSWER CHOICES	RESPONSES	
One-day workshops, conferences, trainings, etc.	90.91%	10
Multiple day workshops, conferences, trainings, etc.	54.55%	6
Certification programs	9.09%	1
Online courses	18.18%	2
Hard copy materials	9.09%	1
Other (please specify)	0.00%	0
Total Respondents: 11		

#	OTHER (PLEASE SPECIFY)	DATE
	There are no responses.	

Q102 How do you prefer to fulfill your CE requirements?

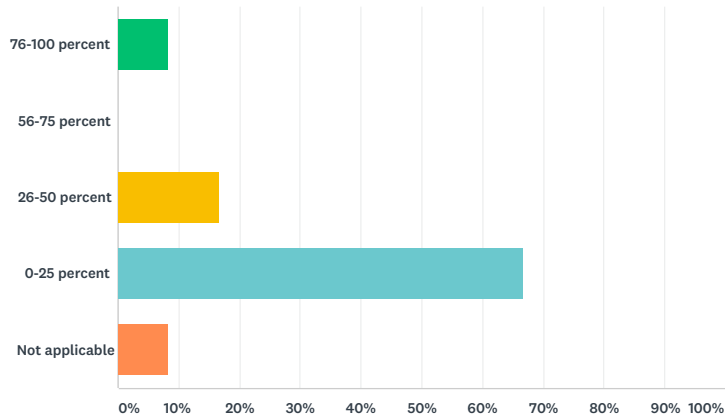
Answered: 12 Skipped: 86



ANSWER CHOICES	RESPONSES
Live events	58.33% 7
Online courses	8.33% 1
Hard copy materials	8.33% 1
Combination of the above options	25.00% 3
Not applicable	0.00% 0
TOTAL	12

Q103 What percentage of your total CE per renewal cycle do you obtain via CAMFT education opportunities (live, hard copy, and/or online?)

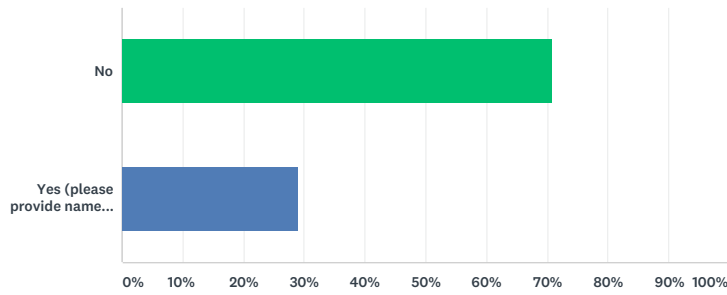
Answered: 12 Skipped: 86



ANSWER CHOICES	RESPONSES	
76-100 percent	8.33%	1
56-75 percent	0.00%	0
26-50 percent	16.67%	2
0-25 percent	66.67%	8
Not applicable	8.33%	1
TOTAL		12

Q104 Are you a member of another professional association?

Answered: 86 Skipped: 12

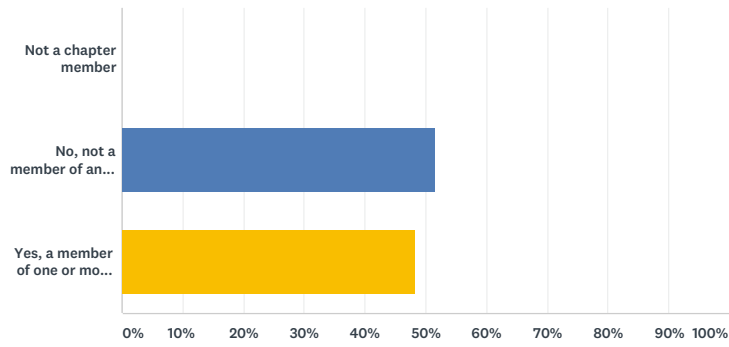


ANSWER CHOICES	RESPONSES	
No	70.93%	61
Yes (please provide name of association)	29.07%	25
TOTAL		86

#	YES (PLEASE PROVIDE NAME OF ASSOCIATION)	DATE
1	AAMFT	5/18/2017 6:50 PM
2	The International Association of Eating Disorders Professionals Foundation; The International Centre for Excellence in Emotionally Focused Therapy	5/17/2017 5:25 PM
3	CASP	5/15/2017 3:47 PM
4	American Association for Play Therapy	5/11/2017 6:55 PM
5	ASCH IABCMP	4/28/2017 8:37 AM
6	CAMFT	4/27/2017 8:22 AM
7	AASECT	4/26/2017 6:30 PM
8	Association of Play Therapy	4/26/2017 6:00 PM
9	Phi kappa phi	4/26/2017 5:21 PM
10	CAMFT	4/24/2017 1:58 PM
11	Massachusetts Mental Health Counselor Assoc	4/24/2017 8:24 AM
12	NCC	4/23/2017 11:19 AM
13	EACC	4/22/2017 5:16 PM
14	Emdrria	4/22/2017 4:31 PM
15	AACC, ADAA, EAPA	4/22/2017 3:23 PM
16	APA	4/22/2017 12:14 PM
17	Association for Comprehensive Energy Psychology	4/22/2017 5:47 AM
18	NASW	4/22/2017 5:10 AM
19	AAMFT	4/21/2017 8:49 PM
20	CAMFT, AFCC, ACA	4/21/2017 7:46 PM
21	American Association of Sex Educators, Counselors, and Therapists; Society for the Scientific Study of Sexuality; Association for pre-and peri natal psychology and health	4/21/2017 6:04 PM
22	ASTA, AFM	4/21/2017 4:27 PM
23	AAMFT and ASSECT	4/21/2017 4:12 PM
24	AAMFT	4/21/2017 2:46 PM
25	BCIA	4/21/2017 2:45 PM

Q105 Are you a member of a CAMFT Chapter?

Answered: 89 Skipped: 9



ANSWER CHOICES	RESPONSES	
Not a chapter member	0.00%	0
No, not a member of any chapter	51.69%	46
Yes, a member of one or more chapters	48.31%	43
TOTAL		89

Q106 Why are you not a member of a CAMFT Chapter?

Answered: 0 Skipped: 98

 No matching responses.

ANSWER CHOICES		RESPONSES	
Not worthwhile		0.00%	0
No time		0.00%	0
No interest		0.00%	0
Too far to travel		0.00%	0
Not aware of CAMFT Chapters		0.00%	0
Too expensive		0.00%	0
Other (please specify)		0.00%	0
Total Respondents: 0			

#	OTHER (PLEASE SPECIFY)	DATE
	There are no responses.	

Q107 Have you taken advantage of discounts from CAMFT's affinity partners? (check all that apply)

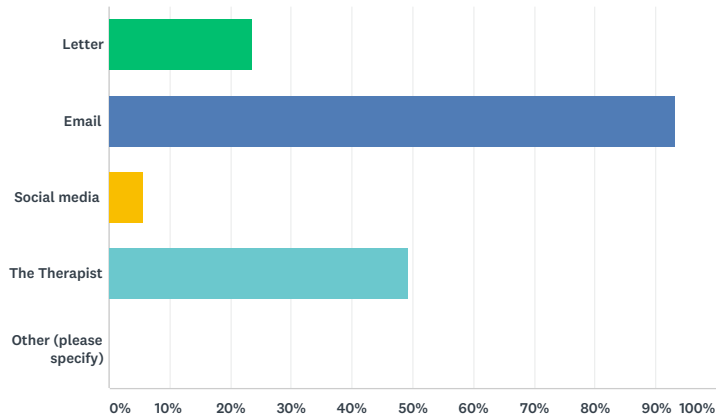
Answered: 0 Skipped: 98

⚠ No matching responses.

ANSWER CHOICES	RESPONSES	
ADP	0.00%	0
CPH & Associates	0.00%	0
Geico	0.00%	0
Northcentral University	0.00%	0
Psychology Today	0.00%	0
Simple Practice	0.00%	0
The Chill Sessions	0.00%	0
Therapick.com	0.00%	0
Therapysites	0.00%	0
None/not applicable	0.00%	0
TOTAL		0

Q108 How do you prefer to receive communications from CAMFT?
(check all that apply)

Answered: 89 Skipped: 9

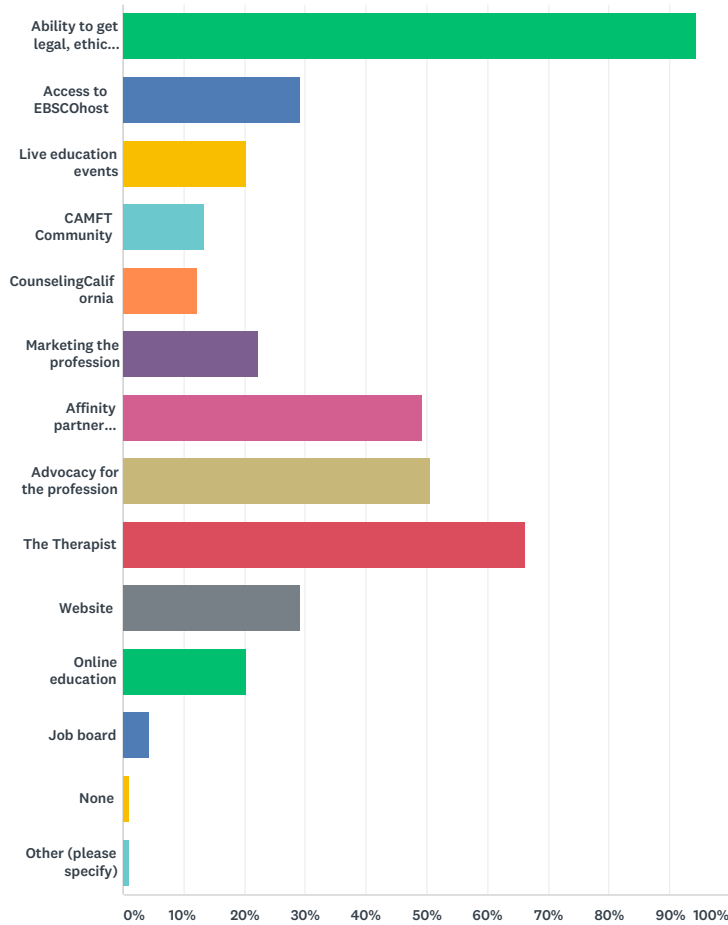


ANSWER CHOICES	RESPONSES	
Letter	23.60%	21
Email	93.26%	83
Social media	5.62%	5
The Therapist	49.44%	44
Other (please specify)	0.00%	0
Total Respondents: 89		

#	OTHER (PLEASE SPECIFY)	DATE
	There are no responses.	

Q109 What CAMFT member benefits do you consider to be most beneficial? (Check all that apply)

Answered: 89 Skipped: 9

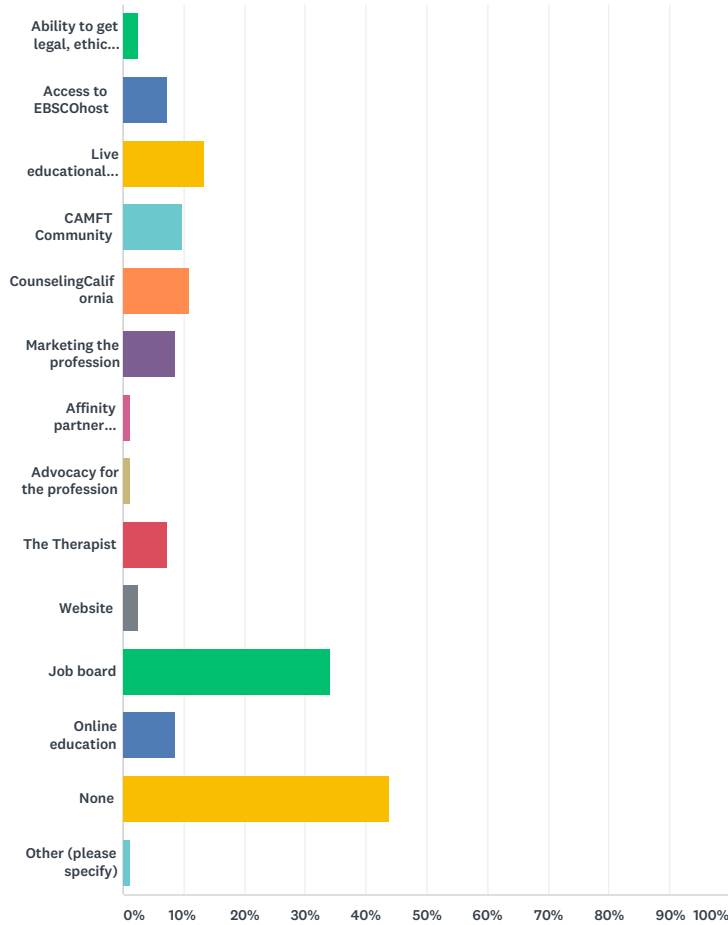


ANSWER CHOICES	RESPONSES
Ability to get legal, ethical and business questions answered	94.38% 84
Access to EBSCOhost	29.21% 26
Live education events	20.22% 18
CAMFT Community	13.48% 12
CounselingCalifornia	12.36% 11
Marketing the profession	22.47% 20
Affinity partner benefits: CPH Professional liability insurance, Geico insurance, ADP discounts, Office Depot/Office Max discounts, Psychology Today subscription, simplepractice, the chill sessions, therapick.com, therapysites	49.44% 44
Advocacy for the profession	50.56% 45
The Therapist	66.29% 59
Website	29.21% 26
Online education	20.22% 18
Job board	4.49% 4
None	1.12% 1
Other (please specify)	1.12% 1
Total Respondents: 89	

#	OTHER (PLEASE SPECIFY)	DATE
1	Presentations CAMFT provides to Chapters	5/17/2017 5:28 PM

Q110 What CAMFT member benefits do you consider to be least beneficial? (Check all that apply)

Answered: 82 Skipped: 16

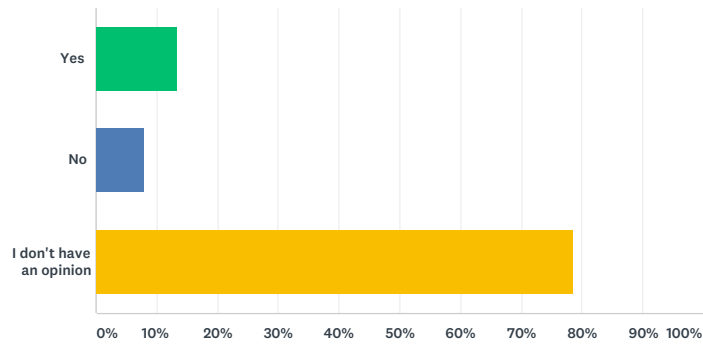


ANSWER CHOICES	RESPONSES
Ability to get legal, ethical and business questions answered	2.44% 2
Access to EBSCOhost	7.32% 6
Live educational events - Annual conference, Fall Symposium and workshops	13.41% 11
CAMFT Community	9.76% 8
CounselingCalifornia	10.98% 9
Marketing the profession	8.54% 7
Affinity partner benefits: CPH Professional liability insurance, Geico insurance, ADP discounts, Office Depot/Office Max discounts, Psychology Today subscription, simplepractice, the chill sessions, therapick.com, therapysites	1.22% 1
Advocacy for the profession	1.22% 1
The Therapist	7.32% 6
Website	2.44% 2
Job board	34.15% 28
Online education	8.54% 7
None	43.90% 36
Other (please specify)	1.22% 1
Total Respondents: 82	

#	OTHER (PLEASE SPECIFY)	DATE
1	The executive director	4/26/2017 9:46 PM

Q111 Would you want to see CAMFT's logo/graphic identity updated?

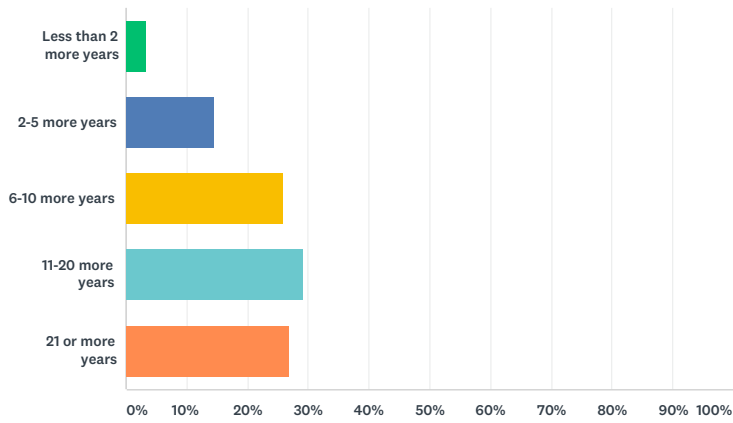
Answered: 89 Skipped: 9



ANSWER CHOICES	RESPONSES	
Yes	13.48%	12
No	7.87%	7
I don't have an opinion	78.65%	70
TOTAL		89

Q112 I expect to be a member of CAMFT:

Answered: 89 Skipped: 9



ANSWER CHOICES	RESPONSES	
Less than 2 more years	3.37%	3
2-5 more years	14.61%	13
6-10 more years	25.84%	23
11-20 more years	29.21%	26
21 or more years	26.97%	24
TOTAL		89

Q113 Comments/Feedback

Answered: 13 Skipped: 85

#	RESPONSES	DATE
1	As long as I am in practice I will always be a member of CAMFT. What makes it special is the focus on MFT's	5/17/2017 5:28 PM
2	I have been licensed 40 years and have been a member of CAMFT that whole time. Value it!	5/15/2017 4:09 PM
3	I really enjoy the annual conferences and the information provided in the CAMFT meetings	4/30/2017 7:58 AM
4	Access to Legal and Business advocate, attorney, extremely important in dealing with subpoena and witness and other litigation risks.	4/28/2017 8:43 AM
5	Found this survey mainly addressed if someone were in private practice. I'm a program manager for a county outpt clinic. I have an MFT license	4/24/2017 12:01 PM
6	You left off Kings County from the geographic list! We're small, but don't deserve to be ignored.	4/23/2017 11:24 AM
7	I would like to see greater racial and cultural diversity in our profession.	4/22/2017 3:28 PM
8	N/A/	4/22/2017 7:34 AM
9	some of the questions were forced choice but the actual question did not apply to my practice which is primarily a forensic practice.	4/21/2017 7:48 PM
10	I don't agree with CAMFT making student Intern members be a member of State CAMFT and local CAMFT--many struggle w/ money and can't afford to do both. If you continue to require both, then you need to offer more scholarships.	4/21/2017 4:14 PM
11	I would like to see reimbursement rates in this state improve drastically. Blue Shield, Tri-care and several other smaller insurance companies have very low rates. Many people would not get services otherwise, so I accept the insurance. Many insurance companies claim to have full panels, yet potential clients complain often they are unable to get a therapist due to availability.	4/21/2017 3:32 PM
12	Please, promote more Neurofeedback treatment in The Therapist magazine.	4/21/2017 2:47 PM
13	In regards to our identity, most of us don't do marriage nor family therapy.	4/21/2017 2:28 PM

Q114 Additional questions you would like to see in future demographic surveys:

Answered: 5 Skipped: 93

#	RESPONSES	DATE
1	Managed Care exploitation of individual private practice clinicians as to fees and unpaid time with increased paperwork and administrative tasks. This alone decreases the marketability and desirability of our profession. Second how many clinicians work for hospitals and also union members--CAMFT is missing out on areas of common interests with NUHW for example.	4/28/2017 8:43 AM
2	Do you want to continue receiving the Therapist?	4/26/2017 5:23 PM
3	Additional questions relative to work besides private practice.	4/24/2017 12:01 PM
4	N/A	4/22/2017 7:34 AM
5	Questions about retirement plans.	4/21/2017 3:32 PM